

# Tokelau Millennium Development Report 2012

---



*Empowered lives.  
Resilient nations.*

© Copyright @ 2012 Government of Tokelau and UNDP

The Government of Tokelau authorizes the reproduction of this material, whole or in part, in any form, provided that the appropriate acknowledgement is given.

This report is the collective effort of Tokelau's MDG Taskforce and UNDP.

Report compiled by: Tokelau National MDGs Task Force, coordinated by Ms. Salote Itagia Meredith (UNDP Samoa Multi-country Office Economist).

This publication is available from:

Tokelau Apia Liaison Office  
Savalalo  
Apia

or

Office of Taupulegaon Atafu, Nukunonu, Fakaofu

## FOREWORD

On behalf of the People of Tokelau it is my pleasure to present Tokelau's first Millennium Development Report. This MDG Report is Tokelau's first attempt to comprehensively capture and report internationally on the overall development attained in Tokelau based on the framework established under the auspices of the Millennium Development Goals and targets established in 2000. This has not come at a more opportune time as it has been little over two years since Tokelau launched its first national strategic plan. The MDG report expands and high lights positive attainments or negative setbacks in economic and social trends observed since the implementation of the National Strategic Plan. Furthermore, the Tokelau MDG report compliments the vision and strategies outline in the National Strategic Plan with particular emphasis in addressing hardship, access to quality education and health services, environmental and gender considerations as well as fostering closer coordination between Tokelau and its development partners.

As one of the smallest nations with the smallest population in the world, Tokelau faces unique challenges in terms of remoteness, market access, production capacity and the lack of economies of scale and infrastructure development. However, given the size of Tokelau and the close proximity of its islands, this also presents the opportunity to easily identify economic and social issues and to address these in a uniform and comprehensive manner.

The National Strategic Plan and the MDG report recognizes that the biggest challenge on Tokelau's development agenda are (i) its environment sustainability and; (ii) sustaining its global partnership with its development partners. These would need sound strategies with planned activities over a longer timeframe and that incremental process and measurement of progress may not be forthcoming due to the lack of continuous data sets for indicators. Furthermore it is unrealistic to expect the impact of policies in areas such as environment, demography and social structures to be reflected in the indicators within a short time frame.

It is my wish to see the recommendations made in the MDG report reflected in Tokelau's national strategic plan in future editions. It is imperative that all interventions need to be framed in the context of national development strategies that defines actions to ensure sustainability of the results in the long term and this is the way ahead for Tokelau as it approaches the target year of 2015.

Fakafetai



Keli Kalolo  
**Ulu o Tokelau**

## Message from UNDP

On behalf of the United Nation system serving Tokelau from its base in Samoa, I would like to commend the Government and people of Tokelau for the overall sound progress made towards the achievement of most of the MDG targets particularly on Poverty Reduction, Education, Health and HIV targets which are already on track to be achieved by the due date of 2015.

However, Tokelau remains, and faces similar challenges inherent to all low lying atolls of the South Pacific: small population size, scarce natural resources, isolation from the main trading routes and its extreme vulnerability to natural disasters and climate change. The recent shortage of water in Tokelau has underscored the vulnerability of Tokelau to climate change which could easily deprive Tokelauans from basic necessities such as safe drinking water. The increasing threat from sea level rise also poses a real risk to Tokelau with eroding marine resources and the loss of already limited productive land is already putting domestic food security at risk.

Despite these draw backs, I challenge the international community to work together in ensuring that the people living in Tokelau have access to the basic necessities of life. This would result in Tokelauans enjoying a sustainable and equitable livelihood in their atoll home.

Tokelauans are well taken care of in terms of access to basic health and education needs through both traditional means as well as government services in place, however, there is further room for improvement in these sectors. Emerging changes to lifestyles and eating habits are putting the health sector at risk and could possibly derail the achievement of these MDGs by 2015. With limited natural resources, Tokelau has the potential to develop its most significant resource, the people of Tokelau, particularly by lifting the education attainment and health standards for its youth thereby benefiting from a more educated, efficient and healthy workforce as well as increasing the avenue for future remittance flows into the islands over the longer term.

The two main challenges faced by Tokelau are maintaining its fragile environment and also the sustainability of its relationships with current development partners. These could be addressed through a well planned national development agenda as highlighted in its National Strategic Plan and a strong aid coordination system.

I conclude by once again commending the Government of Tokelau for its strong commitment to the achievement of the MDGs and am highly appreciative of the Government's determination to work with the UN system in compiling this first ever MDG Report for Tokelau.

Manuia Te Aho

Nileema Noble  
UN Resident Coordinator  
Cook Islands, Niue, Samoa, Tokelau

## ACRONYMS

CBO	-	Community Based Organisation
DFL	-	Distance and Flexible Learning
DOE	-	Department of Education
ECE	-	Early Childhood Education
EEZ	-	Exclusive Economic Zone
ESA	-	Economic Support Arrangement
FFA	-	Forum Fisheries Agency
FSM	-	Fiji School of Medicine
HIV/AIDS-		Human Immuno-Deficiency Virus/Aquired Immune Deficiency Syndrome
HPV	-	Human Papilloma Virus
MDG	-	Millennium Development Goals
MOU	-	Memorandum of Understanding
NCDs	-	Non Communicable Diseases
NZ	-	New Zealand
PIFS	-	Pacific Island Forum Secretariat
PRIDE	-	Pacific Regional Initiatives for the Delivery of Basic Education
RN	-	Registered Nurse
SIDS	-	Small Island Developing States
SOPAC	-	Pacific Islands Applied Geo-science Commission
SPBEA	-	Secretariat of the Pacific Board for Educational Assessment
SPC	-	Secretariat of the Pacific Community
SPREP	-	Secretariat of the Pacific Regional Environment Programme
STIs	-	Sexually Transmitted Infection (Diseases)
THD	-	Tokelau Health Department
TNSP	-	Tokelau National Strategic Plan
TSU	-	Tokelau Statistics Unit
TVET	-	Technical Vocational Education Training
UNDP	-	United Nations Development Programme
UNICEF	-	United Nations Fund for Children
USP	-	University of the South Pacific
WHO	-	World Health Organisation

## TABLE OF CONTENTS:

Foreword by Ulu-o-Tokelau .....	3
UNDP Message by UN Resident Coordinator .....	4
Acronyms .....	6
Executive Summary .....	8
Introduction .....	9
Country Profile .....	10
MDGOAL 1 – Eradicate Extreme Poverty and Hunger .....	14
MDGOAL 2 – Achieve Universal Primary Education .....	16
MDGOAL 3 – Promote Gender Equality and Empower Women .....	20
MDGOAL 4 – Reduce Child Mortality and Improve Child Health .....	23
MDGOAL 5 – Improve Maternal Health .....	25
MDGOAL 6 – Combat HIV/, Malaria and Other Diseases .....	28
MDGOAL 7 – Ensure Environmental Sustainability .....	31
MDGOAL 8 – Develop a Global Partnership for Development .....	35
References .....	38
ANNEX .....	39

## EXECUTIVE SUMMARY

The Tokelau Government has been very vigilant in looking after its people. Tokelau people are very fortunate to have free access to basic services such as education and health. There are no extreme cases of poverty identified. The Health Programmes that have and are currently being implemented have resulted in Tokelau being free of major communicable diseases such as HIV/AIDS, Tuberculosis and Dengue Fever. However, Tokelau is not exempt from incidences of non communicable diseases and faces the same global challenges regarding the main lifestyle diseases of hypertension, diabetes and obesity. These Health programmes also ensure that diseases are detected in their early stages and treated accordingly.

The global economic crisis and ongoing concerns about the negative effects of climate change can have serious impact on the future development of small island developing states (SIDS) like Tokelau. The global economy is forecast to grow at 3 percent on average per year, a rate below that of the last two decades (*Global Economic Outlook 2012*). The risk is when the economic slowdown affects the average growth of output per capita which means that people will struggle to maintain the current standard of living. On the environmental front decisions affecting climate change have to be swift and effective because of their undesirable effects in particular on low lying coral atolls such as Tokelau. The slowdown in the global economy will have an effect on the donor's ability to assist developing countries.

Tokelau faces two main challenges: (i) strengthening and maintaining its partnerships with its development partners against a background of slow economic growth in donor countries themselves and; (ii) the sustainability of its environment against the serious threat of climate change.

Tokelau faces the threat of losing its nation if the strategies it employs today to preserve and sustain its environment are not correct or delayed in implementation. Coral erosion, sea and land pollution and changes in weather patterns all contribute to the future sustainability of their fragile environment. Tokelau will face food security issues and an increase in potential diseases if it fails to prioritize these issues immediately.

Tokelau will have to come up with ways to raise its revenue earning capacity or alternatively explore areas and avenues where they can reduce public expenditures whilst maintaining the required service delivery to its people. Tokelau's effort to switch to renewable energy will cut down its reliance on imported fossil fuels especially diesel for electricity production.

## INTRODUCTION

The MDGs are the highest profile articulation of internationally agreed goals associated with the global development agenda. They represent the culmination of numerous global and regional conferences and summits held during the last decade of the 20th century, including those on sustainable development, access to education, child and women's health,

food security, environmental management and general population and social development concerns.

*The 8 Millennium Development Goals have been endorsed by all 192 member countries of the United Nations and at least 23 international organizations making them the most widely held statements of global resolve thus far in human history.*

This is the first Millennium Development Goal (MDG) report for Tokelau.

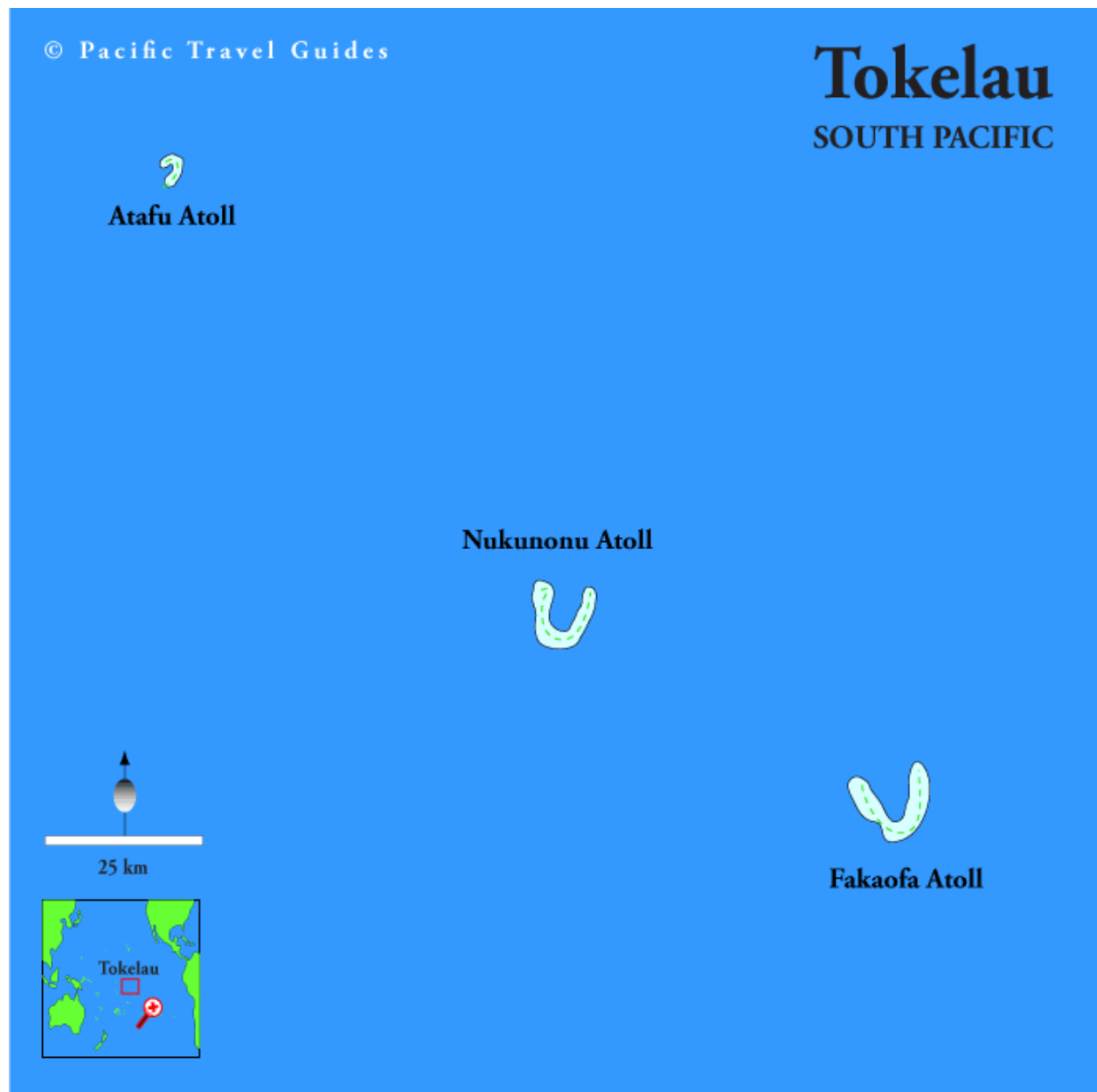
Tokelau acknowledges in its Tokelau National Strategic Plan (TNSP) 2010-2015 the importance of the MDGs to their national development, however, they also acknowledge the relevance of some MDG targets to Tokelau's unique situation as a small island nation.



*New Atafu school building under construction.*



## COUNTRY PROFILE



*The Tokelau Islands*

### *BACKGROUND & POLITICAL SITUATION*

Tokelau consists of three small coral atolls, Atafu, Fakaofa and Nukunonu. Its nearest neighbor is Samoa. Tokelau is geographically isolated and its only means of transport is by sea via Samoa.

Tokelau is a non-self governing territory and has been administered by New Zealand since 1926. As set out in the Tokelau Act 1948 and Tokelau Administration Regulations 1993, the

Administrator has a technical responsibility for the administration of Tokelau's executive government. However in practice, New Zealand has progressively transferred authority to Tokelau since the 1990s. Therefore Tokelau is now largely responsible for its own administration.

Since 2003, Tokelau has managed its own national budget. During the 1990s New Zealand delegated all administrative and legislative powers to the General *Fono* (National Assembly) and in 2004, these powers were formally delegated to the *Taupulega* or Village Council of Elders in recognition of the fact that they are the highest authority on Tokelau. In turn, the three *Taupulega* re-delegated authority for issues of national interest to the General *Fono*. Therefore, the *Taupulega* provides policy direction at the village level whereas the General *Fono* provides all policy direction at the national level. When the General *Fono* is not in session, the Council for the Ongoing Government becomes the government of the day.

The General *Fono* consists of representative delegates from each atoll including the *Faipule* and the *Pulenuku* who are elected every three years. The Council for the Ongoing Government is made up the *Faipule* and *Pulenuku* from each Village. The *Ulu o Tokelau* (or Titular Head) role is rotated amongst the three *Faipule* on an annual basis.

The Tokelau Population Census in 2011 confirmed the head count at 1,411. This represents a 3.8 percent decline in population from the 2006 census.

## CULTURE

Tokelauans are predominantly Polynesian, and the main languages spoken are Tokelauan and English, with Samoan also widely known and spoken.



Tokelauans have cultural, linguistic and family ties with both Samoa and Tuvalu. The two main religions are the Congregational Christian Church and the Roman Catholic Church. On Nukunonu, the only religion present is Catholicism, on Atafu approximately 98% of the population belongs to the Congregational Christian Church (Tokelau Census 2011), while both denominations are practised in Fakaofu.

The family, extended family and village are central to Tokelauan society. The *kaiga* refers

to the concept of family and the relationships between its members. Community welfare is considered to be the first priority, with the individual placed second. It is the cultural practice to share food and resources equally amongst all in the community, and there is an obligation to care for all family and community members. The *inati* practice has been carried out in Tokelau for generations and is one of the main pillars of the traditional Tokelauan way of life.

### *SOCIO ECONOMIC CONDITIONS*

Tokelau's small size (three village atolls), isolation, and lack of resources greatly constrain economic development and confine agriculture to the subsistence level. New Zealand's support represents about 80% of Tokelau's recurrent government budget. An international trust fund was established in 2004 to provide Tokelau with an independent source of revenue. The purpose of the fund was to augment the recurrent budget to achieve long term financial stability in Tokelau. The trust fund now stands at NZD\$58 million (Tokelau Key Facts, January 2012).



As a small island nation with limited resources Tokelau faces challenges relating to human resource capacity, adequate and functional infrastructure to be able to deliver good quality public services, very limited means to generate national income and total reliance on its shipping service from Apia as the only means of transport for people and cargo. A National Strategic Plan for 2010 – 2015 was developed to ensure that any economic development to improve the quality of life for Tokelauans will not compromise the sustainability of its fragile environment.

Life on the atolls is subsistence based with reliance on fish and coconut. There is very little fertile soil on Tokelau and therefore food crops are restricted to coconuts, *pulaka* (large swamp taro), breadfruit, *taamu*, papaya and pandanus fruit and bananas. Livestock consists entirely of pigs and chickens.

Like most Small Island Developing States (SIDS), Tokelau has a dual economy with a subsistence sector operating alongside a cash economy. Added to financial assistance from New Zealand revenue is raised from Tokelau's Exclusive Economic Zone (EEZ) through Fishing License fees. As Tokelau has taken greater management responsibility for its EEZ, the revenue from this is expected to increase substantially. Other revenue is generated from duties and taxes, freight and boat fares and also from the sale of stamps, souvenir

coins and handicrafts. While initiatives are in place to enhance its economic development efforts, these will never be sufficient to remove Tokelau's dependence on financial assistance from development partners such as New Zealand.



Fishermen coming in after fishing.



The *inati* system ensures every family shares in the fishermen's catch.

## MDGOAL 1: ERADICATE EXTREME POVERTY AND HUNGER

### Status and Trends

MDG 1 1.A. Halve the Proportion of People Living in Extreme Poverty By 2015	Target 2015	2012	Current Status	Source of Data
1.1 Proportion of population below \$1 per day (PPP values)	0	NA	Already Achieved	Tokelau Government
1.2 Poverty Gap Ratio	0	NA		
1.3 Share of poorest quintile in national consumption	20%	NA	Already Achieved	Tokelau Government
1.C. Halve between 1990 and 2015 the Proportion of people who suffer from hunger				
1.8 Prevalence of underweight children under 5 years of age.	0	NA	Already Achieved	Tokelau Government
1.9 Proportion of population below minimum level of dietary energy consumption.	0	0		

NA – Not Available

The World Bank definition of poverty is people living on less than USD\$1.25 per day. Extreme poverty and hunger does not exist in Tokelau. All basic needs are being met in terms of food, water, education and health. In addition, since Tokelau is under the protection of the New Zealand government, and Tokelauans carry NZ passports, they frequently travel to New Zealand for education, employment and health check-ups.

It is unlikely that there is any significant level of hardship in Tokelau and this is supported by an increase in the Tokelau median household income from NZD10,000 in 2006 to NZD10,819 in 2011 (*Tokelau Census 2011*). Furthermore the *Inati* System ensures that resources are distributed equitably amongst the community. For instance the activity of communal fishing where, the catch is then distributed to all the families in the village.

There is very limited unemployment in Tokelau. The 200 government jobs are funded by the national budget. This is currently the major source of monetary income for the Tokelauan people. Almost all the jobs are held by Tokelauans and only a few positions are assumed by expatriates. About half of these jobs are temporary and casual in nature as they are rotated among the community.



*Women committee members, that is the fatupaepae, at work with handicrafts.*

Other sources of income come from the sale of pigs, chickens, fish and handicrafts. Indicators 1.1, 1.2 and 1.3 have no available data but all have been achieved.

Food security is a challenge given the low fertility of the soil which produces only a few food crops such as breadfruit, coconuts, pandanus, taro (swamp variety) and bananas. The island's biggest source of food supply is from its marine resources. And the effect of climate change on the deteriorating quality of marine life as well as migration of fish, has also put pressure on the sustainability of the food chain in Tokelau.

The proportion of children under 5 years old identified as moderately, or severely underweight in the Department of Health's 2010 Population Screening Mission was 4.3%.



In a normal distribution we would expect 2.3% of children to be identified as moderately or severely underweight. The 2010 Population Screening mission was the first mission that included paediatric measurements, and Tokelau is one of the only small island countries to have this data available. There are however some limitations with the MDG measure and its use in health policy.

For instance, the measure does not take into account the impact of a child's height on their body mass, so it cannot tell the difference between a short child of correct weight and a short child that is underweight. Because of the small number of children under 5 involved in the calculation, a single underweight child has a significant impact on overall proportion. It is expected that the figure will fluctuate between sources, and over time.

Indicator 1.8 needs to be considered in light of other indicators, and as such it is not expected that disease or malnourishment are significant contributors to the number of underweight children in Tokelau.

### **Challenges and Way Forward**

The standard of living on Tokelau can be described as moderate. Traditional safety nets plus income from government jobs ensure that the basic needs are met. Since the livelihood of Tokelauans is very much dependent on the environment and the support of development partners, it is important for Tokelau to put more emphasis on achieving Goals 7 and 8.

Food supply for Tokelau is supplemented by imported food items. Noticeably, there has been a decline in the demand for local and traditional foods and as a consequence there has been a rise in imported food items.

A major challenge faced by Tokelau today is the ability to sustain its food chain in order to assure domestic food security for future generations. Tokelau's main sources of food are generated from its oceans and seas. The effects of climate change such as the rise in the sea temperature and unpredictable weather patterns impact on Tokelau's environment and therefore its ability to harvest the marine resources which are the staple food supply for her people. As Tokelau becomes more reliant on imported food, policies should be put in place and implemented which ensure that healthy food options are available for consumers.

Food security that is based on a sustainable environment will be covered in more detail in MDG 7.

## MDGOAL 2: ACHIEVE UNIVERSAL PRIMARY EDUCATION

### Trends and Status

MDG 2 2.A. Ensure that by 2015, children everywhere boys & girls alike will be able to complete a full course of primary schooling				
	2012	Target 2015	Current Status	Source of Data
2.1 Net enrollment ratio in primary education	105.9% (2010)	100%	Already Achieved	Tokelau Government
2.2 Proportion of pupils starting Grade 1 who reach last grade of primary	97.6% (2004)	100%	On Track to be Achieved	UNESCO Institute of Statistics
2.3 Literacy rate of 15-24 year old women & men	99% (2011)	100%	Already Achieved	Tokelau Government

DOE - Department of Education

TSU – Tokelau Statistics Unit

Education plays an important role in reducing poverty and also a key to creating wealth. Therefore, it is important to ensure that every individual on this planet, in particular those in least developed countries, complete primary school level and have the ability to read and write.

The mission of the Department of Education (DOE) in Tokelau is to “raise educational achievement, promote equality of opportunities and outcomes for all students, and improve the quality of education services delivery” (*DOE Corporate Plan 2010-2015*). In July 2004, with the devolution of the management, resourcing and governance of schools to each Village, the DOE’s role changed to that of lead advisor on the education system to the government. The DOE’s main functions include:

- Setting national standards and establishing monitoring systems,
- Define educational plans,
- Provide administrative support and education policy advice, and
- Management and operating the Government of Tokelau Scholarship Scheme.

The devolution of management, resourcing and governance of schools to each atoll was so that each *Taupulega* (Council of Village Elders) would take direct responsibility for ensuring that all students under their jurisdiction fulfilled their rights to receiving a quality education.

There are three schools in Tokelau, one on each atoll. All local schools offer free and compulsory education from Year 1 to Year 11. Transition and foundation courses are also offered at Year 12 and Year 13 for free. All students who meet the pre-requisites are enrolled in USP Foundation Courses at Year 12 and Year 13. Students who do not meet the pre-requisites from Year 11 enroll in the locally developed Transition Course that enables

them to meet USP Foundation course pre-requisites. All students who meet the USP undergraduate or TVET pre-requisites are enrolled into their selected courses for tertiary education under the Government of Tokelau Scholarship Scheme.

## **Target 2A: Attain 100% Primary School enrolment by 2015**

### **2.1 Net enrollment Ratio in Primary Education**

Early childhood education (ECE) is voluntary and it is up to the *Taupulega* on each atoll to enforce attendance. Primary education, on the other hand, is free and compulsory from ages 5-15.

Primary level enrollment is very high in Tokelau and close to 100 percent. Those who do not attend school may be out of choice or other circumstances such as special need cases.

### **2.2 Proportion of pupils starting grade 1 who reach last grade of primary**

The completion rate for primary school level is almost 100%.

Table 2.1 shows that an increasing proportion of the population have improved their qualifications from 2006 to 2011.

**Table 2.1 Proportion of Population 15 years and older – highest school qualification Gained.**

<b>Qualifications</b>	<b>2006</b>			<b>2011</b>		
	<b>Males</b>	<b>Females</b>	<b>Total</b>	<b>Males</b>	<b>Females</b>	<b>Total</b>
No certificate	38.6	42.6	<b>40.6</b>	47.4	46.4	<b>46.8</b>
Primary or Form 2/Year 9 Certificate	1.8	2.7	<b>2.3</b>	3.7	5.0	<b>4.4</b>
Leaving certificate	10.2	6.6	<b>8.4</b>	13.6	8.4	<b>10.9</b>
School certificate	25.6	25.8	<b>25.7</b>	19.5	20.1	<b>19.8</b>
University entrance	7.8	7.8	<b>7.8</b>	12.7	14.5	<b>13.7</b>
Other School Qualification	14.1	12.3	<b>5.9</b>	3.1	5.6	<b>4.4</b>
NS	1.8	2.1	<b>1.9</b>	*	*	*
<b>Total</b>	<b>100</b>	<b>100</b>	<b>100</b>	<b>100</b>	<b>100</b>	<b>100</b>

Source: Population Censuses 2006 and 2011

\*"Not States" are excluded from the percentage calculation for the 2011 Census



### 2.3 Literacy rate of 15-24 year old men and women

The literacy rate for the 15-24 year old group in Tokelau is very high, close to 100%.

**Table 2.2 Proportion of population who can read and write aged 15 years and older – 2011 Population Census**

	Reading Skills		Writing Skills	
	%		%	
	Tokelauan	English	Tokelauan	English
Cannot Read	0.9	4.1	1.3	4.9
Poor	0.5	3.8	1.6	4.6
Fair	7.9	16.3	8.8	17.6
Good	22.4	28.5	23.8	28.5
Very Good	66.1	45.4	62.5	42.4
NS	2.1	1.9	2.0	2.0

NS- Not Stated

Source: Population Census 2011

### Challenges and Way Forward

There have been some marked changes to the education system on Tokelau over the last five years. Access to primary education is not a major issue for Tokelau as it is for other under-developed nations. However, the Government recognizes that access to senior secondary education for all students is an issue and responded with the introduction and integration of Year 12 and Year 13 into each school. This has had the flow-on effect of increasing the number of students eligible and with the necessary pre-requisites to access undergraduate tertiary studies. The other challenge which is universal in under developed countries is the quality of teaching, as a consequence of poorly qualified personnel or paucity of resources.

There are very real challenges around the provision of services to schools by the Department of Education, such as a national teacher in-service training programme, due to the distances, costs and time for transporting people between atolls. Pre-service teacher training has to be sourced from outside of Tokelau. The Government currently funds up to four pre-service teacher trainees for each village enrolled through a DFL University of the South Pacific undergraduate programme. Tokelau hopes to have 80% of all primary school teachers with relevant qualifications by 2015. The investment in the education sector by the Government reflects the commitment made to ensure that all the young people have access to a good quality education so that they can achieve their potential.



## MDGOAL 3: PROMOTE GENDER EQUALITY AND EMPOWER WOMEN

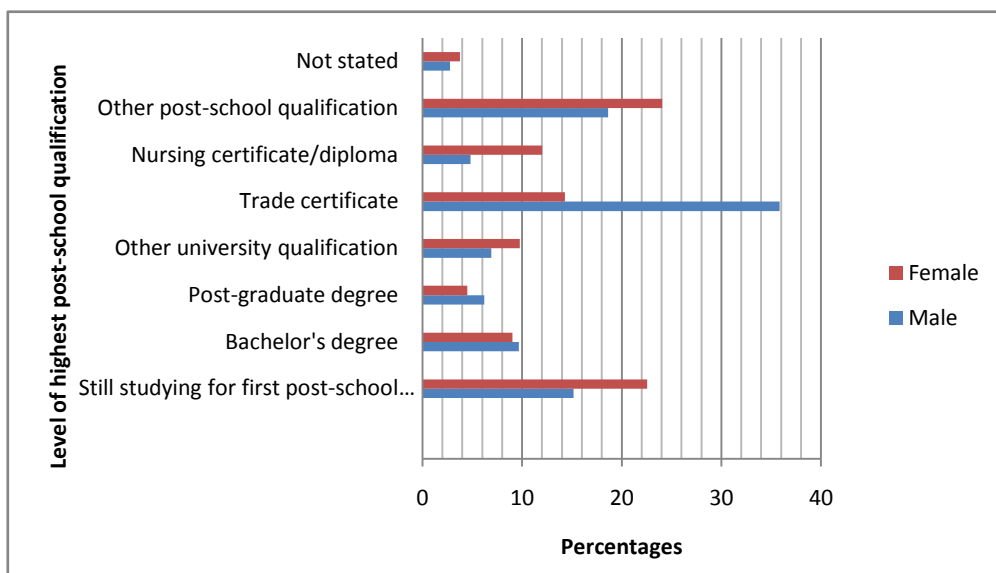
### Trends and Status

MDG 3					
3.A. Eliminate gender disparity in primary and secondary education, preferably by 2005, and in all levels of education no later than 2015					
	2007	2012	Target 2015	Current Status	Source of Data
3.1 Ratio of girls to boys in primary school, secondary and tertiary education	96% (2004)	NA	100%	Almost Achieved	Nation master
3.2 Share of women in wage employment in the non agricultural sector		29% (2011)	40%	Almost achieved	TSU
3.3 Proportion of seats held by women in national parliament	25%	15%	30%	Potentially at Risk	TSU

TSU – Tokelau Statistical Unit

There is very low gender disparity in education in terms of access and educational attainment for Tokelau. Enrollments in primary and secondary schools for both boys and girls are almost at par. The results of the 2011 Population Census show that there are just as many women as men achieving high post school degrees and certificates (refer Figure 3.1).

**Figure 3.1**  
**Level of Highest Post School Qualification Gained by Sex - 2011**



Source: TSU

The role of women in the socio-economic development of Tokelau is very important. This role is realized through the work of the women's committee at the village referred to in Tokelau as the "*Fatupaepae*". The *Fatupaepae* is identified as one of the three groups (among the youth group and young group of men in the village) in community based organizations (CBOs) that contribute to the well being of the community.

In 2004, the Tokelau National Women's Council held its first ever meeting. It was through this forum that the National Policy for all the Women of Tokelau for the next 5 years was birthed. The vision of the National Policy for Women was to improve the quality of life and welfare of the women of Tokelau. In addition, the National Policy for Women would strengthen the relationship amongst the women of Tokelau and also draw the government's attention to support necessary development programmes for the advancement of women in Tokelau.

### ***Indicator 3.1 Ratio of girls to boys in primary, secondary and tertiary education***

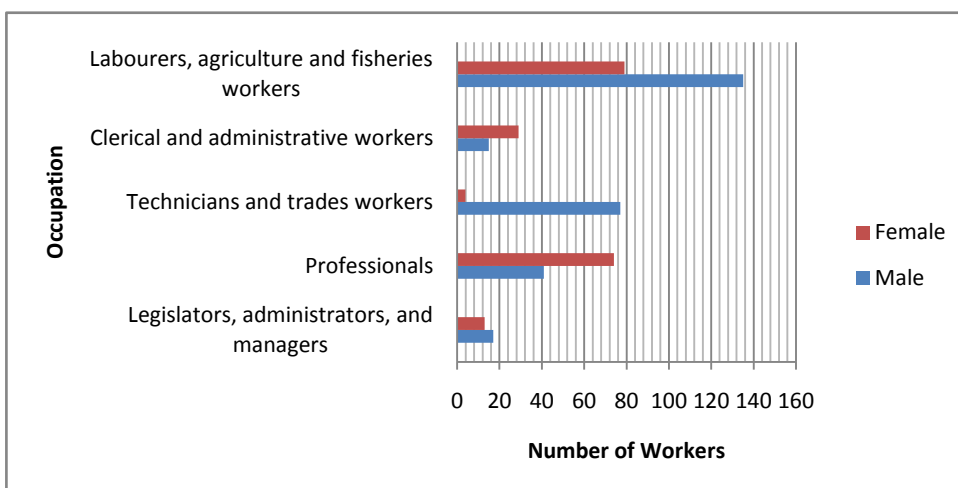
Gender parity in education has been achieved at primary, secondary and tertiary levels for Tokelau.

### ***Indicator 3.2 Women in employment***

The number of women employed in the non agriculture sector is expected to grow as more attain higher post school degrees. Figure 3.2 show that more women are working as professionals and clerics in office work while more men are occupied in the areas of

agriculture, fisheries and technicians. According to the 2011 Tokelau Population Census the ratio of employed men to women (15 years and older) is approximately 3 to 2.

**Figure 3.2**  
**Occupation by Sex**



Source: Population Census 2011

### ***Indicator 3.3 Proportion of seats held by women in parliament***

At the political level, in 2007, Tokelau had the highest representation of 5 women out of a twenty-member General *Fono*. To date, there are currently three women (15%) in the General *Fono*.

At the village level, women representation is very low because of customs and traditions where women play an advisory role. Traditionally, women do not speak in meetings. Although this tradition is changing slowly women still face these barriers.

### **Challenges and Way Forward**

The challenge is to increase the representation of women in the executive decision making roles. This is addressed in the national women policy under Goal 3 – Integration of a Gender Perspective into All National and Village Initiatives; Goal 4 – Equal Access to formal and non formal education and training; and Goal 5 – Equal Economic Participation for all Women.



*Fatupaepae members in consultations and training.*

## MDGOAL 4: REDUCE CHILD MORTALITY

### Trends and Status

MDG 4					
4.A Reduce by two thirds, between 1990 and 2015, under the 5 mortality ratio	2008	2012	Target 2015	Current Status	Source of Data
4.1 Under five mortality rate	0	0	0	Already achieved	THD
4.2 Infant Mortality Rate	0	0	0	Already achieved	THD
4.3 Proportion of 1 year old children immunized against measles	100%	100%	100%	Already achieved	THD 2009 Annual Report

*NA – not available*

*THD – Tokelau Health Department*

The health care system in Tokelau is operated by the village. The Tokelau Health Department (THD) has a Director of Health and a Chief Clinical Advisor that moves from atoll to atoll as required. Each atoll has a hospital to ensure that all islanders have access to basic primary health care. Medical treatment is free for all Tokelauans including dental care except when patients need to travel to Samoa, dental care is subsidized.

The national health programs undertaken by the health department include:

- National Cervical Screening – 2009
- Breast Screening – 2010;
- Whole Population Screening – 2010 and
- Immunisation
- Reproductive Health
- Non Communicable Diseases
- Communicable Diseases
- Mental Health
- Child Health
- Health and Safety

The whole of population screening in 2010 served two purposes. First, it helped to identify diseases in their early stages before they become too late to be treated and secondly, created the baseline for data collection. The screening results revealed a 14 percent prevalence of NCDs among Tokelauans (refer MDG 6).

#### **Indicator 4.1 Under five mortality Rate**

The Tokelau Health Department recorded zero deaths for infants aged below 5 for the last five years. Rheumatic fever cases that were identified in the whole population screening have been treated successfully.

#### **Indicator 4.2 Infant Mortality Rate**

According to the Tokelau Health Director, infant mortality rate has remained at zero for the last 5 years. Health checks for infants are done regularly and therefore problems are identified and acted upon immediately. Tokelau follows WHO Breastfeeding guidelines. Exclusive breastfeeding for the first six months is 100%.

#### **Indicator 4.3 Proportion of 1 year old children immunised against measles**

Tokelau receives funding for Child Immunisation from UNICEF and according to THD data, coverage is 100% for the last five years. Immunisation is an ongoing process until the last vaccine at age 11 years for females.

*Hospital In Nukunonu*





## **Challenges and Way Forward**

The provision of primary care for children in Tokelau is excellent and this is reflected in the zero mortality rate for infants and children under five for the last 5 years.

The challenge is to maintain this status quo and to improve the quality of health care service by ensuring that the policy, planning and regulatory framework supports the vision and goals of the health sector plan and to build the capacity of the health sector in terms of health skills and manpower.

The THD is developing a Workforce Plan that will look at the future and current needs based on health demographic trends and the types of services that Tokelau can provide within the Primary Care setting and mapping this against future population and health trends.

Under the section “Human Development” of the Tokelau National Strategic Plan 2010-2015 the objectives in achieving a healthy Tokelau population rests on:

1. Enhancing service delivery through improved Primary Health care; and
2. Establishing and promoting of Public Health Programmes.



# MDGOAL 5: IMPROVE MATERNAL HEALTH

## Trends and Status

MDG 5 5.A Reduce by three quarters, between 1990 and 2015, the maternal mortality ratio	2008	2012	Target 2015	Current Status	Source of Data
5.1 Maternal Mortality Ratio	0	0	0	Already Achieved	THD
5.2 Proportion of births attended by skilled health personnel	100%	100%	100%	Already Achieved	THD

THD – Tokelau Health Department

The information and data sources on maternal health reflect well for Tokelau. Each village has a hospital, a doctor and nurses (midwives) on hand to provide maternal services for pregnant women. Despite the availability of these resources and access to good maternal health services on each village constraints and challenges mean that some mothers are referred to Samoa or New Zealand for treatment and in some cases they make a personal choice to shift outside of Tokelau to access this service. Early detection of any complications is referred to Samoa or New Zealand. In the future, Tokelau looks to improve maternal health services by implementing the Reproductive Health Plan which has a focus on awareness and prevention of Sexually Transmitted Diseases (STIs). All women will undergo Breast and Cervical Screening and the HPV Vaccine is offered to 12 - 18 yr olds and annually thereafter.

### **Indicator 5.1 Maternal Mortality Ratio**

There have been no cases of women dying of childbirth in Tokelau for the last 5 years. This is evident of the good health care provided by THD and also the health programmes that Tokelau is involved in like the whole of population screening in 2010 and national cervical screening programme in 2009.

The percentage of women who participated in the Cervical Screening was 87% across two atolls. There were 9 women who had abnormal smears and were followed up with 1 woman being referred to New Zealand for further treatment. The next screening is planned for 2014.

A Breast Screening Programme sponsored by the Tokelau Health Department was carried out in November 2010 with in kind support provided by specialists from New Zealand. The objective of the programme was to assess the prevalence of breast disease in the women of



Tokelau because early detection leads to improved chances of survival. The results are shown in table 5.1 below.

**Table 5.1** Results for Breast Screening per Atoll:

Atoll	Total women 2006 census >16 years	Women seen	Age >50	Age <50
Fakaofu	164	83	30	53
Atafu	175	76	36	40
Nukunonu	139	82	32	50
<b>Total</b>	<b>478</b>	<b>241</b>	<b>98 (41%)</b>	<b>143 (59%)</b>

Source: Annual Report – Tokelau Health Department 2010-2011

About 97 percent of all women screened had a normal breast examination results. There were only two suspicious cases which were referred to New Zealand for treatment.

Another reason for the good result in maternal health is that pregnant mothers who are diagnosed with complications are transferred to Samoa or New Zealand immediately for the duration of their pregnancies.

#### **Indicator 5.2 Proportion of births attended by skilled health personnel**

According to THD this is 100% achieved given the small population and the availability of related health supporting services such as the RN Midwives and Medical Officers.

#### **Challenges and Way Forward**

- Maintain current status and also to strengthen public awareness programs on health services available for women.
- Engaging in health programmes that ensure a high level of health for women such as breast screening and national cervical programmes.
- At present, the THD is working with regional organizations and development partners to enable a follow up screening programmes and are awaiting the outcome of this initiative.
- The Reproductive Health programs which also incorporates domestic violence plays a major factor in good maternal health and it is a challenge to ensure that the programs are implemented.



## MDGOAL 6: COMBAT HIV/AIDS, MALARIA AND OTHER DISEASES

### Trends and Status

MDG 6 6.A Halt & Reverse the Spread of HIV/AIDS, Malaria and NCDs	2008	2012	Target 2015	Current Status	Source of Data
6.1 HIV/AIDS prevalence among pregnant women aged 15/24 years	0	0	0	Already Achieved	THD
6.3 Proportion of population aged 15-24 years with comprehensive correct knowledge of HIV/AIDS	100%	100%	100%	Already Achieved	THD
6.10 Proportion of tuberculosis cases detected and cured under directly observed treatment short course	0	0 cases	0 cases	Already Achieved	THD
6.11 Prevalence and death rates associated with diabetes	Low	NA	0	Already Achieved	THD
6.12 Prevalence and death rates associated with high blood pressure	Low	NA	0	Already Achieved	THD

NA – Not Available, THD – Tokelau Health Department

To maintain a healthy population and combat diseases such as HIV/AIDS, malaria and others, Tokelau underwent a whole of population screening in 2010. The purpose was to

detect sickness or diseases in the Tokelauan people and to ensure the required treatments were received promptly.

The World Health Organisation (WHO) is funding programs that are associated with:

- Detecting any outbreak of communicable diseases such as measles, rubella, polio, neonatal tetanus, influenza-like illness and diarrheal illnesses through weekly surveillance and reporting.
- Programme support for NCDs such as Nicotine Replacement Therapy
- Daily surveillance of water quality particularly in time of water shortage as well as supplying vaccines to prepare for an outbreak of diseases associated with contaminated water supply.
- Sponsor Tokelauan students studying at Fiji School of Medicine and Nursing. Currently, there is a 4<sup>th</sup> year medical student at FSM and an RN studying to be Nurse practitioner.

#### **Indicator 6.1 HIV Prevalence among population aged 15-24 years**

Tokelau is free of HIV/AIDS cases. However, this does not stop Tokelau from being involved with the rest of the world in fighting against HIV/AIDS infections and to instigate measures that would protect Tokelau HIV/AIDS such as awareness programs.

#### **Indicator 6.3 Proportion of population aged 15-24 years with comprehensive correct knowledge of HIV/AIDS**

Tokelau, on 1<sup>st</sup> December 2011 together with the rest of the world commemorated the World HIV and AIDS day. The theme was “getting to zero” that is, zero new HIV infections, zero discrimination and zero AIDS related deaths. Each hospital was asked to plan an activity for this day. A significant mission is being planned sometime in 2012 which involves conducting awareness workshops across the country. Tokelau’s involvement in these world-wide celebrated activities also contributes in ensuring that this indicator is 100% achieved by 2015.

#### **6.10 Proportion of Tuberculosis cases detected and cured under directly observed treatment short course**

There have been no tuberculosis cases in the last 5 years.

#### **Indicator 6.11 and 6.12**

According to the THD there were 19 deaths over a period of 4 years. Nine of these deaths were related to non communicable diseases (NCDs) and the rest due to cancer and other communicable diseases.

## **Challenges and Way Forward**

Although the incidence of NCDs in Tokelau is considered low, NCDs can still become a major problem in the future. The THD has the view that 100% of the population is at risk of NCDs and has planned interventional programs based on need such as NCDs are incurable and they also play a role in some cancers.

The Government is also involved in the following projects:

- Diagnostic equipment purchases are based on need. Tokelau is very well covered regarding most diagnostic equipments. However, outstanding equipment are X-Ray and Ultrasound machines. Associated with these types of high-tech purchases will be the need for training and the employment of related technicians.
- Ensure ongoing whole of population screening programs at regular intervals (2 years) as so to keep track on the health conditions of Tokelauans.
- Implementation of MedTech 32, a Patient Management Information system which will enable quality quantitative monitoring, evaluation and reporting of every Tokelau citizen.



## MDGOAL 7: ENSURE ENVIRONMENTAL SUSTAINABILITY

### Status and Trends

MDG 7					
7.A. Integrate the principles of sustainable development into country policies and programmes and reverse the loss of environmental resources			Target 2015	Current Status	Source of Data
	2006	2012			
7.1 Proportion of land area covered by "intact native vegetation"	NA	NA	60%	At Risk	
7.B Reduce biodiversity loss, achieving, by 2010, a significant reduction in the rate of loss					
7.4 Proportion of fish stocks within safe biological limits	NA	NA		At Risk	
7.5 Proportion of total water resources used	NA	NA		At Risk	
7.6 Proportion of Terrestrial & marine areas protected	NA	NA		Potential	
7.C. Halve, by 2015, the proportion of people without sustainable access to safe drinking water and basic sanitation.					
7.8 Proportion of population using an improved drinking water source	NA	97% (2010)	100%	On Track	WHO/UNICEF
7.9 Proportion of population using an improved sanitation facility	69.4% (2006)	NA	100%	Potential	SPC MDG database

NA – Not Available

WHO/UNICEF Joint Monitoring Programme for water supply & Sanitation

Tokelau has a very delicate ecosystem. Surrounded by a vast ocean, the atolls are vulnerable to climate change and rising sea levels. The national strategic plan reflects Tokelau's commitment to managing and preserving its natural environment.

In 2003, Tokelau approved its Bio-diversity Rules to acknowledge and address the challenges pertaining to the environment. The villages are involved in this process by declaring and allocating areas of their land and marine life to be protected.

A National Waste Management Strategic Plan was launched in 2007 aimed at reducing waste in Tokelau. The Government of Tokelau and Samoa signed a waste management MOU to help achieve this purpose whereby recyclable and solid wastes were transported to

Samoa (TNSP, 2010-2015). The accumulation of waste is a serious threat to Tokelau's environment due to the limitation of suitable land to dump waste.

#### **Indicator 7.1 Proportion of land area covered by forest**

The coral sand soil in Tokelau means that vegetation is relatively sparse on the atolls. There are no forests areas. However, rising tide surges are threatening native plants and trees around the coastal areas, wetlands and mangroves spots of the atolls. This is further at risk with the expected impact of climate change and rising sea levels.

This indicator is at risk of not being achieved.

#### **Indicator 7.2 Proportion of fish stocks within safe biological limits**

Tokelau's largest resource base is its marine life and therefore great efforts have been instigated towards managing and preserving the country's inshore and offshore fishery resources. Extreme weather conditions have affected the health of the corals in the lagoon and in turn, the species that live off the corals are dwindling in number. According to the national strategic plan, each atoll is responsible for applying their own coastal marine management plans.

Findings on a study conducted in 2003 show direct link of dying corals and reefs to the depleting fish species within the lagoon. There has been a decline in marine life such as *atule*, *maeava* (rabbit fish), *tonu* (red coral trout), *uluakata* (giant travelly) and *atu* (skipjack) (*Department of Economic Development, Natural Resources & Environment (EDNRE)*).

There is growing concern about the depleting fish stocks especially inshore fisheries stock for Tokelau and therefore this indicator is potentially at risk. The Tokelau Fisheries Policy 2011 focuses on the two main areas of inshore and offshore fisheries. The inshore fisheries and Tokelau's territorial seas addresses the food security issue while the offshore fisheries looks at maximizing the benefits from Tokelau's EEZ. Tokelau's territorial seas are owned by the villages themselves and strict traditional methods of conservation are in place enforced by each *Taupulega* to ensure sustainability of resources. Tokelau supports regional solidarity by being party to several regional fisheries management organizations that imposes strict conservation measures that will also ensure the sustainability of highly migratory fish stocks.

#### **Indicator 7.5 Proportion of total water resources used**

There is no surface water available on the atolls except for the potential of aquifers although very limited. Dry spells and droughts as a result of climate change have serious impact on the supply of fresh water. Tokelau is entirely dependent on rainwater collection and a severe La Nina weather pattern in the Pacific region in the last two years resulted in low rainfall throughout the islands. As a consequence there was a severe water shortage for Tokelau in October 2011.

As a result of the severe water shortage in 2011, more village water tanks were erected particularly on *Fakaofu*. The challenge for Tokelau is to build more water catchment facilities to store water on island.

#### **Indicator 7.6 Proportion of terrestrial and marine life protected**

As mentioned before the Tokelau people have in-shore coastal marine management plans in place for the last three years. The seawalls were constructed to protect the coastal areas. However, the Tokelau authorities have stated that this still requires more attention and there is still a lot of work to be done in managing its marine life environment.

#### **Indicator 7.8 Proportion of population using an improved drinking water source**

The main source of drinking water for Tokelauans is rainwater stored in water tanks. According to the WHO/UNICEF Joint Monitoring Programme for Water Supply and Sanitation on Tokelau in March 2012, there has been an improvement in drinking water sources in Tokelau. Refer Table 7.1.

**Table 7.1 Estimated Proportion of Population using improved drinking water sources**

TOTAL WATER COVERAGE					
Estimated Coverage 2012 update					
Year	Total Improved	Piped onto premises	Other Improved	Other unimproved	Surface Water
1990	90%			10%	
1995	91%			9%	
2000	93%			7%	
2005	96%			4%	
2010	97%			3%	

Source:WHO/UNICEF

#### **Indicator 7.9 Proportion of Population using an improved sanitation facility**

The Tokelau census report 2011 showed an increase in European style houses and thereby a corresponding increase of tank flush type toilets inside the houses as well as outside facilities. According to the Population Census 2011, there was an increase in flushed toilet facilities to 223 in 2011 compared to 195 in 2006. The sanitation facilities on the atolls have improved.

### **Challenges and Way Forward**

The biggest challenge for Tokelau is how it can sustain and preserve its environment to ensure food security and support a healthy population.

Another challenge is how Tokelau can deal with its water and sanitation problems. Unsafe drinking water will lead to health related diseases such as typhoid and diahorrea for Tokelauans.

These are addressed in the TNSP:

- A national water and sanitation policy will be developed which will include the participation of the villages.
- Promote public awareness on hygiene standards and water conservation methods, for example, revive traditional methods for water conservation.
- To monitor water reserve levels and the quality of the water.
- To ensure that water tanks are of high quality and should meet the Tokelau Building Codes requirements.

Another major challenge will be how Tokelau deals with the effects and impact of climate change on its fragile environment. The concern is, should Tokelau delay the implementation of appropriate policies to safeguard the environment and reverse the negative effects of climate change, it could have dire consequences for the survival of its small island nation and culture in the future, even to the point of total loss of inhabitable lands and relocation of their populations.

Alternatively, Tokelau could potentially look at what has been done on other islands facing similar challenges from climate change such as Kiribati. These islands have planned well ahead and have acquired land from neighboring islands for possible future relocation of its people,

Tokelau is currently engaged in a Renewable Energy Project whereby Tokelau and New Zealand are initiating a solar power project which will see Tokelau potentially becoming a leader in the Pacific in renewable energy solutions. It is expected that by the end of 2012, the three atolls of Tokelau will utilize almost entirely renewable sources of energy to generate electricity.





# MDGOAL 8: Develop a Global Partnership for Development

## Status and Trends

MDG 8					
8.A. Develop further an open, rule-based, predictable, non-discriminatory trading and financial system	2008	2012	Target 2015	Current Status	Source of Data
8.1 Net ODA, total and to the least developed countries, as a percentage of OECD/DAC donors' gross national income.	NA	NA	NA		
<i>Net ODA (in USD million)</i>	21	15 (2010)	NA		OECD ODA Statistics
<b>8.B. Address Special Needs of the least developed countries:</b>					
8.2 Proportion of total bilateral, sector allocable ODA of OECD/DAC donors to basic social services (basic education, primary health care, nutrition, safe water and sanitation).	NA				
<i>Bilateral Share (Gross ODA)</i>	100%	99% (2010)	NA		OECD ODA Statistics
8.3 Proportion of bilateral official development assistance of OECD/DAC donors that is untied.	NA				
8.5 ODA received in small island developing States as a proportion of their gross national incomes	NA				
<b>8.E. In cooperation with pharmaceutical companies, provide access to affordable essential drugs in developing countries.</b>					
8.13. Proportion of population with access to affordable essential drugs on a sustainable basis	100%	100%		Achieved	THD
<b>8.F. In cooperation with the private sector, make available benefits of new technologies, especially information &amp; communication.</b>					
8.14 Fixed telephone lines per 100 inhabitants	NA				
8.15 Mobile cellular subscriptions per 100 inhabitants	NIL				
8.16 Internet users perHousehold	40%				2011 Pop.Census

NA – Not Available

Collating information data and statistics for Goal 8 has been arduous.

The 2003 Joint Statement of the Principles of Partnership between New Zealand and Tokelau (Principles of Partnership) outlines the support that New Zealand provides to Tokelau. This support is set out in the Economic Support Arrangement (ESA) 2007/08-2009/10 designed to assist with Tokelau's budgetary and development needs.

Through the ESA, and since July 2003, New Zealand has provided the Government of Tokelau with funding and technical support to manage and supplement its government recurrent budget and resources. This includes developing and maintaining infrastructure, provision of education and health services and related capacity building, and undertaking key economic development activities.

Tokelau received NZD17.25 million in 2010/11 from the New Zealand government in terms of financial support (*NZ Aid Programme*).

To ensure long term security for Tokelau, the Tokelau and New Zealand Governments established an international trust fund for Tokelau. This was to supplement the recurrent budget should Tokelau experience budget deficits in the future.

Tokelau with the support of the New Zealand has sought and obtained entitlement to fully participate in regional organizations. These include the Secretariat of the Pacific Community (SPC), the Secretariat of the Pacific Regional Environment Programme (SPREP), the Forum Fisheries Agency (FFA), SOPAC, PRIDE and SPBEA.

New Zealand is assisting the Government of Tokelau to install the renewable energy systems that will help achieve its long-term goals of energy independence and reducing reliance on expensive imported diesel. This will put Tokelau at the forefront of global climate change mitigation efforts.

Tokelau has noted an increase in telephone line subscribers managed by TELETOK. The atolls are also connected to high speed internet which is a revenue earner for the islands through the registration of domain names.

Essential medicine is free and readily available for the Tokelauan people.

### **Challenges and Way Forward**

The global economic outlook beyond 2012 is not promising. It is forecasted that the global economy will grow at 3 percent on average which is below that of previous decades. This will have implications on assistance that donor countries can pledge. As mentioned before,

about 80 percent of Tokelau's recurrent budget is funded by New Zealand which means that Tokelau will be greatly affected if for some reason New Zealand (and other donor partners), decides to reduce this assistance. Tokelau therefore will be forced to look at other means that will ensure its sustainability either by exploring options to increase its revenue earning capacity or alternatively how to reduce their future expenditure flows.

It has also been suggested to return to the old ways of doing things for instance revive old eating habits, cooking, farming and fishing which are not only friendly to the environment but also cost effective. Tokelauans will most definitely reduce dependency on imported food items and fuel like kerosene, gas and diesel by adopting the more traditional lifestyles.

The renewable energy project which is set to be in service by the end of 2012 will greatly reduce the government's expenditure on imported diesel fuel.

The strengthening of partnerships between Tokelau and its global partners is well addressed in the TNSP 2010-2015.



## REFERENCES:

1. Constitution of Tokelau (n.d). Retrieved from Tokelau.org.nz/About+Us/Government/Self+Determination+Package/Constitution+of+Tokelau.html.
2. The Conference Board, *Global Economic Outlook 2012*, (n.d.). Retrieved 2 May 2012, from [www.conference-board.org/data/globaloutlook.cfm](http://www.conference-board.org/data/globaloutlook.cfm)
3. New Zealand Aid Programme (n.d), *Tokelau: a leading light in renewable energy*. Retrieved on 2 May, 2012 from aid.govt.nz/media-and-publications/development-stories/.../Tokelau-leading-light-renewable-energy
4. NationMaster (n.d), *Tokelauan Education Statistics*, Retrieved 23 January, 2012 from [www.nationmaster.com/country/tl-tokelau/edu-education](http://www.nationmaster.com/country/tl-tokelau/edu-education)
5. OECD Statistics, *Tokelau ODA Statistics*, www.oecd.org
6. Tokelau Statistics Unit (2007), *2006 Tokelau Census of Population and Dwellings: 2006 Census Tabular Report*. Retrieved from [http://www.spc.int/prism/NSONews/TK/2006%20Census%20Tabular%20Report%20-%20Final.pdf]
7. *Tokelau National Strategic Plan* 1 July 2010-30 June 2015
8. Tokelau Statistics Unit, (2012), *2011 Tokelau Census of Population and Dwellings: 2011 Census Tabular Report*, Retrieved on 13 March, 2012 from
9. Tokelau Department of Education (2008), *Tokelau Education Sector Strategic Plan 2008-2014*, Mataeke Akoakoga, Tokelau.
10. Tokelau Government and UNICEF, (2006), *Tokelau: A Situation Analysis of Children, Women and Youth*, UNICEF Pacific Office, Fiji.
11. Tokelau Government (2009), *National Policy for Women of Tokelau*, Tokelau.
12. Tokelau Department of Health (2010), *Annual Sector Report for financial Year 1 July 2010-30 June 2011*, Tokelau.
13. Tokelau Department of Health (2008), *Meeting with Taupulega*, Tokelau.
14. UNESCO, (30<sup>th</sup> July – 3<sup>rd</sup> August 2001), *Education and Poverty Eradication, International Workshop on Education and Poverty Eradication Kampala*, Uganda, Retrieved 3 May, 2012 from [www.unesco.org/education/poverty/news.shtml](http://www.unesco.org/education/poverty/news.shtml)
15. UNESCO (2011), World Data on Education VII Ed. 2010/11, *Tokelau*, Retrieved from <http://www.ibe.unesco.org/>
16. WHO/UNICEF (March 2012), *Joint Monitoring Programme for Water Supply and Sanitation Estimates for the Use of Improved Drinking-Water Sources Tokelau*.

## **Annex 1: The Education Strategic Plan 2005 – 2007**

### **α The six Dakar goals:**

1. Expand early childhood care and education.
2. Free and compulsory education of good quality by 2015.
3. Promote the acquisition of life-skills by adolescents and youth.
4. Expand adult literacy by 50 per cent by 2015.
5. Eliminate gender disparities by 2005 and achieve gender equality in education by 2015.
6. Enhance educational quality

### **β Goal 2 Achieve universal primary education**

Target 3: Ensure that, by 2015, children everywhere, boys and girls alike, will be able to complete a full course of primary schooling

- Net enrolment ratio in primary education
- Proportion of pupils starting grade 1 who reach grade 5
- Primary completion rate\*
- Literacy rate of 15 to 24-year-olds

### **Goal 3 Promote gender equality and empower women Target**

4: Eliminate gender disparity in primary and secondary education preferably by 2005 and in all levels of education no later than 2015

- Ratio of girls to boys in primary, secondary, and tertiary education
- Ratio of literate women to men ages 15- to 24
- Share of women in wage employment in the nonagricultural sector
- Proportion of seats held by women in national parliament

