

**OFFICE OF THE COUNCIL FOR THE ONGOING  
GOVERNMENT OF TOKELAU**

**CONSOLIDATED SECTOR REPORT**

**FOR THE PERIOD**

**1 January 2014 – 30 June 2014**

Prepared by:  
Planning & Monitoring Unit  
September 2014

**ACRONYMS**

<b>AGM</b>	Annual General Meeting
<b>AIDS</b>	Acquired Immunodeficiency Syndrome
<b>CBOs</b>	Community-based organisations
<b>CDCRM</b>	Community Disaster and Climate Risk Management
<b>COG</b>	Council for the Ongoing Government
<b>DRR</b>	Disaster Risk Reduction
<b>EDNRE</b>	(Department of) Economic Development, Natural Resources and Environment
<b>EEZ</b>	Exclusive Economic Zone
<b>EMIS</b>	Education Management Information System
<b>FAO</b>	Food and Agriculture Organisation (UN)
<b>FF</b>	Fakaofu
<b>FFA</b>	Forum Fisheries Agency
<b>FFC</b>	Forum Fisheries Commission
<b>FY</b>	Financial Year
<b>GF</b>	General Fono
<b>HIMS</b>	Health Information Management Systems
<b>HIS</b>	Household and Income Survey
<b>HIV</b>	Human Immunodeficiency Virus and
<b>HRCD</b>	Human Resource Capacity and Development
<b>ICT</b>	Information and Communications Technology
<b>IDP</b>	Infrastructure Development Programme
<b>IT</b>	Information Technology
<b>ITTF</b>	International Table Tennis Federation
<b>IUU</b>	Illegal, unreported and unregulated (fishing)
<b>JcFd</b>	Joint Commitment for Development
<b>M&amp;E</b>	Monitoring and Evaluation
<b>MDGs</b>	Millennium Development Goals
<b>MFAT</b>	Ministry of Foreign Affairs and Trade (NZ)
<b>M &amp; M</b>	Maintenance and Monitoring
<b>MOU</b>	Memorandum of Understanding
<b>MRE</b>	Monitoring, Review and Evaluation
<b>NCDs</b>	Non-communicable Diseases
<b>NHRCD</b>	National Human Resources Capacity and Development
<b>NN</b>	Nukunonu
<b>NZAID</b>	New Zealand Agency for International Development
<b>NZMFAT</b>	New Zealand Ministry of Foreign Affairs and Trade
<b>OCOG</b>	Office of the Council for the Ongoing Government
<b>OSEP</b>	Oceania Sport Education Program
<b>PACC</b>	Pacific Adaptation to Climate Change
<b>PEFA</b>	Public Expenditure and Financial Accountability
<b>PEN</b>	Package of Essential Noncommunicable
<b>PFTAC</b>	Pacific Financial Technical Assistance Centre
<b>PMU</b>	Planning and Monitoring Unit
<b>PNA</b>	Parties to the Nauru Agreement

## CONSOLIDATED SECTOR REPORT: 1 JANUARY – 30 JUNE 2014

---

<b>SDGs</b>	Sustainable Development Goals
<b>SIDS</b>	Small Islands Developing States
<b>SOH</b>	State of Health
<b>SPC</b>	Secretariat for the Pacific Community
<b>SPREP</b>	Secretariat of the Pacific Regional Environment Programme
<b>TALO</b>	Tokelau Apia Liaison Office
<b>TAPA</b>	Tokelau Achievement and Progression Assessments
<b>TEP</b>	Tokelau Emergency Plan
<b>THSP</b>	Tokelau Health Strategic Plan
<b>TNSO</b>	Tokelau National Statistics Office
<b>TNSP</b>	Tokelau National Strategic Plan
<b>TORs</b>	Terms of Reference
<b>TPRS</b>	Tokelau Patient Referral Scheme
<b>TPS</b>	Tokelau Public Service
<b>TSS</b>	Transport and Support Services
<b>TUFART</b>	Tuna Fisheries Artisanal Management System
<b>TUFMAN</b>	Tuna Fisheries Management System
<b>TVET</b>	Technical and Vocational Education and Training
<b>UNDAF</b>	United Nations Development Assistance Framework
<b>UNESCO</b>	United Nations Educational, Scientific and Cultural Organisation
<b>UNDP</b>	United Nations Development Programme
<b>VDS</b>	Vessel Day Scheme
<b>VMS</b>	Vessel Monitoring System
<b>WCPFC</b>	Western and Central Pacific Fisheries Commission
<b>WHO</b>	World Health Organisation (UN)

**1. BACKGROUND**

This Consolidated Sector Report is the fourth report generated by Tokelau that recounts progress made against National indicators and targets as outlined in the Tokelau National Strategic Plan (TNSP). As part of the national reporting and monitoring framework the Consolidated Sector Report has allowed Tokelau to track progress made on the individual indicators and targets as well as within the four outcome areas: good governance; infrastructure development; human development and sustainability. Indicators and targets set out in other frameworks to which Tokelau is party to have also been amalgamated in to the TNSP Results Framework from which the Sector Reports were derived.

As part of its role, the PMU coordinates individual progress reports from villages and departments on a six monthly basis. This information is then used to develop the Consolidated Sector Report. As stated in previous reports, the compilation of this Consolidated Sector Report continues to enhance Tokelau’s reporting and monitoring commitments and provides a sound basis for good decision making. The completion of the June 2014 report has been made possible through the coordinated efforts of all the departments and one village who submitted their individual reports for the period under review. Their continuous support in this regard is acknowledged. It should be noted that at the time of finalisation, reports from Fakaofu and Nukunonu had not been received by the PMU. Therefore the attached appendices and following graphs do not include progress made by these two atolls in relation to the TNSP.

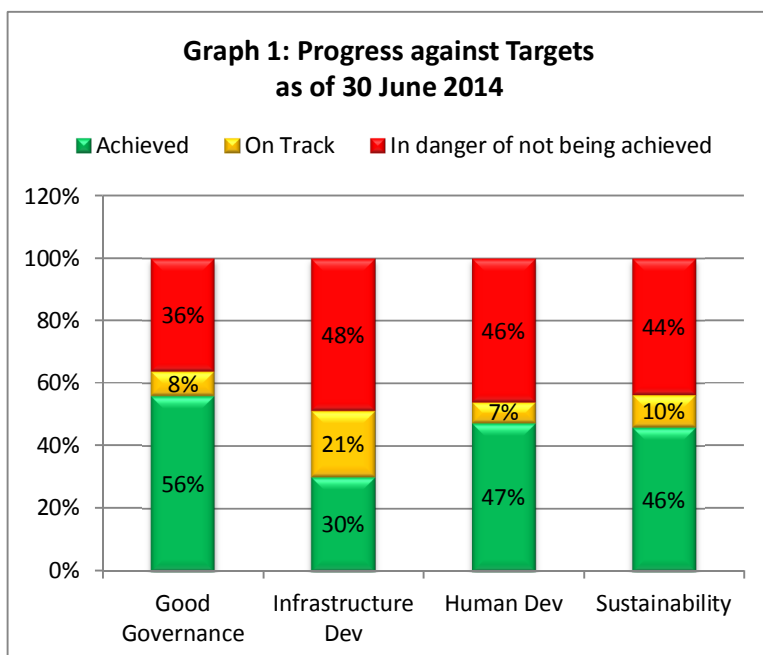
**2. PROGRESS AGAINST TNSP TARGETS**

The updated TNSP Results Framework is attached as Appendix 1 and reflects progress against each of the indicators as of 30 June 2014. This progress is the culmination of information extracted from the individual sector reports received for the period under review. The achievement of some targets and indicators relies on the input provided by more than one sector and where the outputs are realised at the village level. In such cases, the sector report template for all the relevant sectors included these targets and the information recorded by all the individual sectors regarding the progress made has been concluded from the all the comments provided.

In summary, two graphs have been completed to show the progress against the targets for each of the four outcome areas for the TNSP and overall progress for all targets.

**Graph 1** shows the rate of progress against the set targets under each of the four pillars of development as prioritised in the TNSP. In summary, as at 30 June 2014:

- 64% of **Good Governance** targets have been achieved or are on track. 36% of these



targets are in danger of not being achieved.

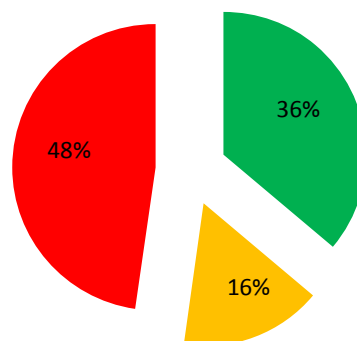
- 51% of **Infrastructure Development** targets have been achieved or are on track. 48% of targets in Infrastructure Development are in danger of not being achieved by 30 June 2015;
- 54% of **Human Development** targets have been achieved or are on track and 46% are in danger of not being achieved.
- 56% of **Sustainability** targets have been achieved or are on track while 36% are in danger of not being achieved

**Graph 2b** shows the rate of progress against all targets for the TNSP up to **30 June 2014**. This graph shows that up to 30 June 2014, 56% of all TNSP targets have been achieved or are on target to being achieved within the TNSP timeframe while 44% are in danger of not being achieved by June 2015. This is compared to **Graph 2a** which shows the rate of progress against all targets as at the end of **December 2013**. There has been a 7% increase in targets achieved and 5% for targets on track to being achieved. This positive movement is attributed to factors such as availability of data / information for targets which previously lacked any reported progress. In addition, monitoring and verification activities conducted by the PMU have identified several targets that have already been achieved but were reported as not achieved by the respective Departments. This was mainly due to the misunderstanding and misinterpretation of the targets and requirements for achieving them. It should also be noted that several of the targets being reported as not achieved are expected to be reported as achieved in the December 2014 report. The reason for this is that these targets are required to be achieved on an annual basis and it has been noted from previous progress reports that activities pertaining to these targets are usually conducted during the last half of the calendar year. It is however important that respective sectors ensure that these activities are included in their work plans for the last six months of 2014.

With less than twelve months left for the current national strategic plan, Tokelau

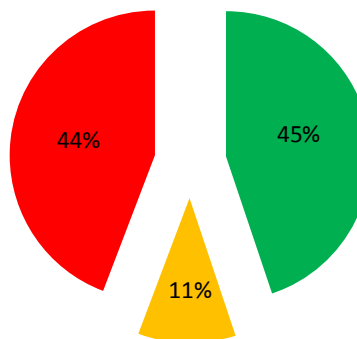
**Graph 2a: Progress against Total Targets as of 31 Dec 2013**

■ Achieved ■ On Track ■ In danger of not being achieved



**Graph 2b: Progress against Total Targets as of 30 June 2014**

■ Achieved ■ On Track ■ In danger of not being achieved



needs to identify those targets it can realistically achieve by the end of June 2015 and take measures to ensure that these are included as part of relevant work plans and budgets.

In addition to targets relating to Human Development it is also crucial that attention be given to targets relating to the legal and regulatory framework. For instance, targets relating to the development, endorsement and implementation of policy documents, plans and frameworks remain outstanding. About 78% of these targets are in danger of not being achieved and perhaps it should be considered whether Tokelau seeks additional technical support in fast tracking these targets.

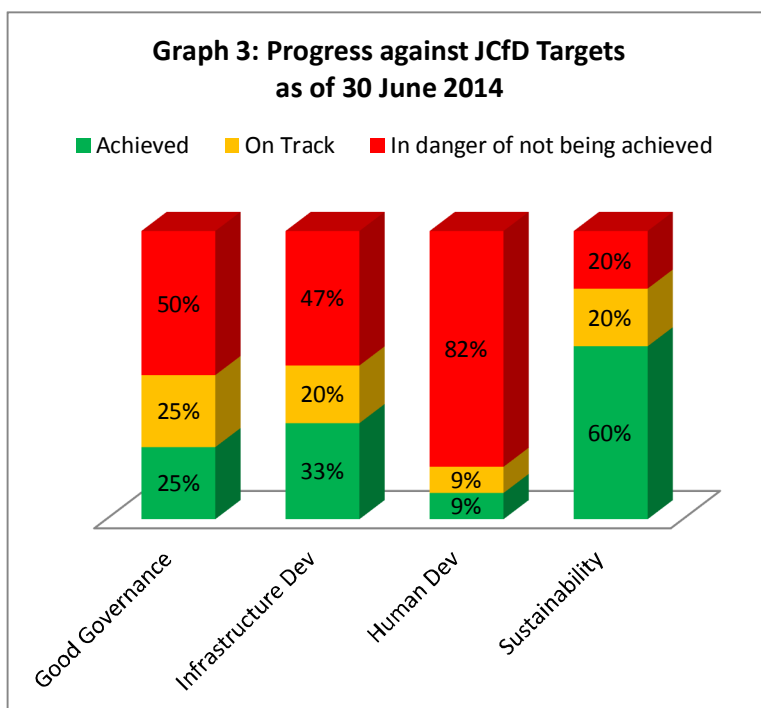
Continuously strengthening good governance structures and processes will also accelerate the overall progress of TNSP Targets and improving these areas will have a significant impact on the overall standard of living for residents in Tokelau.

### 3. PROGRESS AGAINST JCfD TARGETS

Prior to the TNSP, Tokelau has provided periodic sector progress reports to their development partners such as New Zealand and UNDP. In efforts to streamline monitoring and reporting requirements these targets are incorporated into the TNSP Results Framework and provides basis for the Consolidated Progress Reports. This however is the first report that features a specific section that recounts progress against JCfD targets. An updated JCfD framework is attached to this report as Appendix 2 while Graph 3 illustrates this progress against the four TNSP pillars as at the end of June 2014.

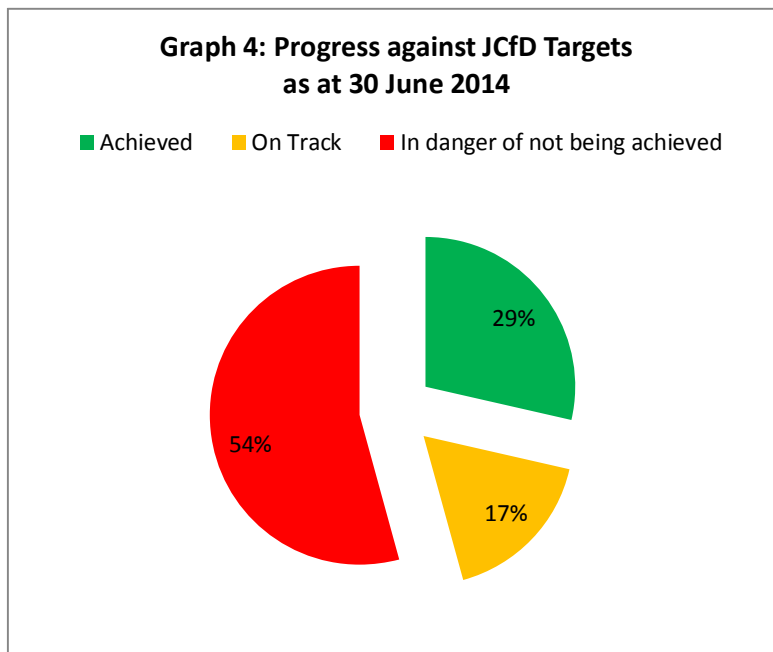
In summary:

- 50% of the JCfD targets under the Good Governance pillar have been achieved or are on track while 50% are at risk of not being achieved by the end of June 2015
- 53% of JCfD targets relating to Infrastructure Development have been achieved or are on track while 47% are at risk of not being achieved by the end of June 2015,
- 18% of JCfD targets relating to Human Development have been achieved or are on track while 82% are at risk of not being achieved by the end of June 2015,
- 80% of JCfD targets for Sustainability have been achieved or are on track while 20% are at risk of not being achieved by the end of June 2015.



**Graph 4** shows the rate of progress against total JCfD Targets up to 30 June 2014. As illustrated, 46% of all JCfD targets have been achieved or are on target to being achieved within the TNSP timeframe while 54% are in danger of not being achieved by June 2015.

With the JCfD due to be reviewed it is timely for discussions to take place on programme areas that New Zealand will engage in over the next JCfD period.



#### 4. FINANCIAL

The Audit Reports for FY 2011 and FY 2013 still remain outstanding and have yet to be signed off. Delays in finalising this process are attributed to changes to the designated audit team coupled with the need to resolve some accounting technical issues. It is expected that these reports are signed off before the end of 2014.

At the time of finalising this report, the usual Financial Report generated by the Department of Finance had not been issued as reports from specific villages and departments remained outstanding. Again it is crucial that up to date information / data is made available in a timely fashion if Tokelau is to make sound decisions for the betterment of life of its people.

#### 5. KEY CHALLENGES

##### 5.1 Realisation of National Targets

With the current TNSP coming to an end it is pertinent that Tokelau reflects on the progress made to date and considers whether or not the remaining targets will be achieved or how much it will endeavour to achieve by June 2015. It is also necessary that Tokelau ensures that the needed processes and resources to facilitate the achievement of these targets are in place and enforced at all levels of the TPS.

Health and Education continue to lag behind in terms of achieving set targets due mainly to two contributing factors; 1) unavailability of up to date and relevant data and 2) the majority of targets associated with these two sectors relate to a change in people's behaviour and attitudes. Investment of time, effort and resources is urgently needed in these two areas in order to bring about the improved quality of life that Tokelau aspires for her people. With the remaining time left on the current TNSP it is strongly encouraged that efforts are carried out to ensure that effective information systems that will allow the extraction of data required for reporting against future targets are put in place. Finalisation

and implementation of the Education and Health Reviews is also crucial in moving these two sectors forward.

The subject of ownership particularly of the TNSP is a crucial one and has been continuously raised. With the TNSP into its final year of implementation, it is a grave concern that the lack of ownership of this important National document remains an issue. An internal review of the consultation process used during the development of the current TNSP should identify areas for improvement to ensure inclusive consultation for the new TNSP.

### **5.2 Planning, Reporting and Budgeting**

The importance of planning at all levels of the TPS cannot be over emphasized. The completion of village development and department corporate plans that show clear linkage to the TNSP still remains a crucial and yet outstanding activity. Putting in place simple but necessary planning processes and tools will ensure that Tokelau is better able to manage its limited resources while at the same time implementing achievable activities within each FY.

Timely and quality reporting remains an issue with the majority of Departments and Villages not meeting reporting requirements. During the compilation of this report two villages had not completed their individual sector progress reports. Having in place systems that hold Department and Village staff accountable will contribute to ensuring that planned activities are implemented and that resources are utilised wisely. Additionally, making reporting requirements for TNSP mandatory and an integral part of performance management review for senior managers responsible for sectors and village offices would ensure that the issue of timely and quality reporting is of utmost importance.

Having budget submissions and approvals tied to Village and Department plans and performance will go a long way in meeting TNSP targets that remain outstanding and will enhance Tokelau's reporting and accountability obligations.

### **5.3 Human Resource Capacity and Capability**

The availability of sufficient skilled, qualified and experienced workers particularly those with technical abilities remains a challenge for departments and villages as the demand for improved service delivery increases.

Continuing efforts to link village/department human resource needs to the Scholarships Policy and Scheme also plays a critical role in ensuring these gaps can be filled in the future. Of equal importance is ensuring that students placed on scholarship are successful in completing their studies and that they return to Tokelau to work in relevant sectors.

The development of Tokelau's Human Resource Capacity Development Plan (HRCDP) and the establishment of a robust staff performance management / review process will also contribute to addressing the HR challenges. Continued capacity development is also vital in ensuring that members of the TPS continue to be well equipped to provide quality services in their respective fields of work. However, equally important is the need to foster professional and ethical behaviour and attitude of staff in the carrying out of their assigned duties and responsibilities.

### **5.4 Operational**



The issues of isolation and Tokelau's harsh environment will always present as key challenges for effective and efficient performance and/or delivery of services. Efficient communication and information systems as reflected in transport and telecommunications continue to be vital if Tokelau is to overcome the challenges it faces due to its location. The need for improving and strengthening coordinated efforts from all Departments and Villages remains. This will be assisted greatly with the development of better information and communication systems that will lessen the impacts of the isolation issue. Maintaining effective communication system with NZ and other development partners will also minimise the impacts of isolation.

Prudent planning and sound decision making for the transport needs of Tokelau is important given the many challenges associated with this sector and how it impacts on other sectors and their performance. Coordinated efforts between the Department of Transport and the Villages are paramount to addressing the many challenges faced by the transport sector.

Developing a sound legal framework that consists of relevant legislation, policies and regulations will provide the mandate for each of the sectors. While there has been progress with regards to some legislation, policies and regulations there remains substantial work to be completed in this area. Clarity of employee roles and responsibilities and the need to implement an effective performance management review process for both Departments and Villages continues to remain.

### 6. KEY HIGHLIGHTS

The following are some key highlights that have been reported for the period under review:

#### 6.1 Education

- Completion of the Report on the National Evaluation of Education Provision in Tokelau. NZ is now working with the Department of Education on a 5 year work programme to help Tokelau to implement recommendations in the ERO report.

#### 6.2 Energy

- 91.8% reduction in diesel consumption
- Signing of the TESS Project Document with UNDP in May 2014. A total project budget of USD307,000 has been allocated under this project up until 31 December 2015.
- New generators have been procured and delivered to each station. Installation is expected to be finalised before the end of 2014 and this will enhance the backup system for the provision of reliable electricity.

#### 6.3 Engagement in International Meetings

- Successful hosting of the Forum Fisheries Council (FFC) 89 Officials Meeting in Nukunonu in May and the FFC10 Ministerial Meeting in Atafu at the end of June.
- Preparations for Tokelau's engagement in the SIDS Conference in Apia in August.

#### 6.4 Finance

- The PEFA initial self-assessment completed in March and indicated that Tokelau is above average in this area.
- Exercise for cleaning up of outstanding debtors for Teletok completed
- Initial revision of the Tokelau's Budget template to align activities to TNSP undertaken in consultation with PMU

- Quarterly invoicing of the Cooperative Stores was implemented as well as revising repayment schedules for overdue debts which are now being paid off.
- Discussions held with the three Faipule on the development and implementation of the Tokelau Development Bank

### 6.5 Good Governance

- National Good Governance Training for 18 Tokelau trainers completed.
- Tokelau Good Governance Training Manual compiled and translated.

### 6.6 Health

- 70 % reduction in the number of TPRS referrals from June 2013
- Piloting of the PEN protocol to enhance NCD detection and management
- Recruitment of IMS staff to commence work on the Information Management System
- Secondment of IT TALO Manager to install the Med Tech Server and other equipment at the new hospital in Nukunonu
- Population of data and information into the Information Management System for Apia, Fakaofu and Atafu
- Completion of the Health Sector Review with final draft to be discussed and approved by Council and General Fono

### 6.7 Human Resources

- Seconded from Statistics NZ to support TNSO. Intend to now recruit a Tokelauan to be trained by the secondee.
- Recruitment of the General Manager, Teletok. Recruit expected to commence in August 2014.
- Implementation of public consultations on all three villages with Taupulega, Fatupaepae, general workers and public servants on the HRCDP

### 6.8 Legal

- Completion and submission of Tokelau Birth & Deaths Registration Rules to General Fono
- Review of bilingual registration forms
- Publication and distribution of the Judicial Annual Report 2012/2013

### 6.9 Ongoing Capacity Development

- Local Legal Teams conducted awareness workshops on services and legal systems available for reporting crimes.
- Virgin Oil Production Training conducted in Atafu for 3 participants.
- Participation of all Biosecurity Officers at a Water Quality workshop held in Suva, Fiji which focused on building capacity and ways of enhancing the quality of water.

### 6.10 Sports Development

- Tokelau participation in K-Sport ITTF Oceania Table Tennis Championships in Bendigo, Australia.
- First time participation by Tokelau in the Oceania Wrestling Championships in Pago Pago, American Samoa where Tokelau won Gold medal.
- Tokelau National Sports Coordinator awarded the Oceania National Olympic Committee Best Student of the year award.

**6.11 Transport**

- Installation and implementation of the Transport Ticketing Software and procedures to ensure accuracy in passenger manifests and revenue collected
- Engagement of Waugh Infrastructure Management Ltd for preparation of the Tokelau National Asset Management Plan
- No boating incidences reported for the period

**7. CONCLUSION**

The development and implementation of simple planning and monitoring tools has allowed Tokelau to track the progress of TNSP implementation over the last 2 years. Departments and Villages are commended for the marked progress to date with approximately 56% of total TNSP targets being achieved or are on track to be achieved. This is in itself a big achievement for Tokelau given that this is the first TNSP being put in place to guide the development on quality of life for residents on Tokelau and taking into consideration the delayed implementation of the Plan.

With less than twelve months remaining for the current TNSP, it is crucial that Tokelau reflects on how the TNSP will evolve beyond 2015. Information currently being gathered and collated under the development of the “Quality of Life” Work Plan as well as the independent Evaluation of Tokelau’s Country Programme will provide good direction for the TNSP beyond 2015. In reviewing the TNSP, it is important that consideration be given to other development frameworks / agendas that Tokelau is committed to.

The need to foster a good planning and reporting culture throughout all levels of the TPS and linking this to processes such as budgeting and performance management remains evident. Enacting good governance practices and complying with established procedures and processes will contribute to improving the services throughout all levels of governance.

Despite the many challenges that confront the progress of development of Tokelau, significant achievements have been made over the period of TNSP implementation. It has required time, resources and commitment for Tokelau to achieve almost 60% of its TNSP targets. It is acknowledged that many needed changes remain for the continuous improvement in the delivery of service and progress in development. Work undertaken under the Quality of Life Work Plan together with the upcoming reviews of development programmes, including the TNSP will add much value to instituting these changes and further facilitate the expected progress.

**APPENDIX 1: PROGRESS AGAINST INDICATORS AND TARGETS: AS OF 30 JUNE 2014**

Results Framework – Good Governance: Improved governance, public sector and financial management and administration				
Outcomes	Indicators	Targets	Performance Progress As of 31 Dec 2013	Performance Progress As of 30 June 2014
<b>Governance / Public Sector Management / Financial Management</b>				
	No of Department/Village Corporate Plans developed and implemented	All Dept/Villages to have plans developed, finalised and commence implementation by 31 Dec 2012	<p>Finance – 31 Mar 2014                      NN Annual Action Plan 2013/14                      Health – Activity Plan 2013 – 14 FY                      Transport – Corporate Plan complete                      Support Services – Corporate Plan drafted                      EDNRE Policies for Fisheries, Environment and Economic Development completed.                      Education – No updated Plans                      OCOG – Individual unit plans completed though some in draft                      Fakaofu – Village Plan completed                      Teletok – Plan in place                      Atafu Village Plan 2012 – 2015 draft</p>	<p>Atafu Village Plan – Action Plan for 2011/2012 – 2013/2014                      Fakaofu Village Plan – Village Development Plan for 2011 – 2015                      Nukunonu Village Plan- Work plan for 2010 – 2013. Needs updating.                      Energy Plan – 2010 – 2013 Plan needs revising.                      Energy Workplan 1 July 2014 – 30 June 2015 completed and NEPSAP review in progress                      EDNRE Plan – Economic Development Policy and EDNRE Action Plan completed                      Education Plan - Completed                      Finance Plan – Action plan in place for 2011/2012 – 2014/2015                      Health Plan – Operational plan completed and current                      OCOG Plan - Draft                      Support Services Plan - Completed                      Transport Plan - Completed                      Teletok Plan – Strategic Plan 1 July 2011 – 30 June 2015 in place</p>
	PEFA completed <b>*UNDAF</b>	30 June 2014	PEFA planned for 17th March - 11th April 2014. PFTAC providing technical assistance along with an economist from MFAT. This may move to August/September in order to	The initial self-assessment was completed in March with the assistance of PMU and PFTAC. The second part is scheduled for late August - mid September with a third part scheduled in

## CONSOLIDATED SECTOR REPORT: 1 JANUARY – 30 JUNE 2014

Results Framework – Good Governance: Improved governance, public sector and financial management and administration				
Outcomes	Indicators	Targets	Performance Progress As of 31 Dec 2013	Performance Progress As of 30 June 2014
<b>Governance / Public Sector Management / Financial Management</b>				
			allow PFTAC to bring a world-renowned expert to facilitate this project.	late September.  Initial self- assessment indicated that Tokelau is above average in this area
	Improved Public Expenditure and Financial Accountability (PEFA) rating over time <span style="background-color: #00ff00; color: green;">* JCfD</span>	Improved PEFA rating in 5 years	N/A	N/A
	Devolution Review completed	Dec 2012	Achieved	Achieved
	Devolution Review recommendations implementation commenced	1 July 2013	GF Committee agreed on their TOR in Dec 2013.  Awaiting confirmation from villages on response to each of recommendation. Going to meet around the margins of the GF.	No further progress. Implementation will now be viewed in light of work on “Service Delivery to improve Quality of Life”
	Annual budget managed appropriately <span style="background-color: #00ff00; color: green;">* JCfD</span>	Unqualified audit each year with no over-spend	FY2011 - Audit Report still not completed due to a change of Audit NZ Partner in December 2013. New Partner currently looking through the file. Should receive sign off within two months.	As of time of consolidation, official financial reports had not been compiled as the Department of Finance had yet to receive appropriate information from the Villages.  FY2011 - Audit Report with Audit NZ to complete.

## CONSOLIDATED SECTOR REPORT: 1 JANUARY – 30 JUNE 2014

Results Framework – Good Governance: Improved governance, public sector and financial management and administration				
Outcomes	Indicators	Targets	Performance Progress As of 31 Dec 2013	Performance Progress As of 30 June 2014
<b>Governance / Public Sector Management / Financial Management</b>				
			FY2012 - should be completed within three months - some of it depends upon FY2011 sign-off.  FY2013 - Should be completed soon after FY2012 sign off	Tokelau only needs to sign off once they finalise.  FY2012 - Draft Financial Statements almost complete. Re-created template used. Also some 'messy' balance sheet accounts sorted out  FY2013 - Will complete within two or three months. Undertaking a complete audit of Tokelau Savings Accounts. Also some other technical accounting treatments need to be worked through  FY2014 - This will be completed by 31 March 2015
	No. of Depts and villages implement effectively Staff Performance Mngt and Review processes	100% by 2013	Atafu - nil Fakaofu - completed NN – nil EDNRE – nil Education– nil Finance – nil; Health – nil OCOG – expect to complete before 1 <sup>st</sup> April 2014 T&SS – nil Teletok – nil	Consultations with Directors and villages on the Performance Management System already carried out.  Performance reviews system introduced during June 2014 consultations. Performance review for all employees (village and national) scheduled to be completed before end of April 2015.  Ongoing support will continue to be provided by OCOG to villages and departments on implementing the performance review system

## CONSOLIDATED SECTOR REPORT: 1 JANUARY – 30 JUNE 2014

Results Framework – Good Governance: Improved governance, public sector and financial management and administration				
Outcomes	Indicators	Targets	Performance Progress As of 31 Dec 2013	Performance Progress As of 30 June 2014
<b>Governance / Public Sector Management / Financial Management</b>				
	TPS Salary and Remuneration Framework Reviewed	Review of the Salary and Remuneration Framework completed by end of May 2013	Not yet completed. More time is needed to fully complete this activity.  Recommendations of the devolution review have yet to be fully endorsed by GF.	The Remuneration Review completed. Translation of the review report also completed and is now ready for Council and GF (and further consultation if decided by GF)
	Annual transfer to the Tokelau General reserve fund.	At least 100k per financial year	Completed for FY2014	Completed for FY2014
	Procurement policy developed, endorsed and implemented <i>* UNDAF</i>	By 2017	Procurement policy exists but needs to be reviewed and implemented across the board.	Same as last report
<b>Improved application of law</b>	Number of trained and qualified staff working as Law Commissioners, court clerks and police officers	At least 14 by 2013	18 trained law commissioners, court clerks, and policies officers <ul style="list-style-type: none"> <li>3 trained and qualified Law Commissioners at present (3 males)</li> <li>3 Court Clerks at present (1 male and 2 females and 10 males)</li> <li>12 Police Officers qualified and trained (2 female)</li> </ul>	Same as last report
	%age of police who complete regional training programme within TNSP period	At least 1 per FY	3 police officers (1 female and 2 males) completed their police training this financial year (September 2013).	63% (12/19) of police officers have completed regional police training.

## CONSOLIDATED SECTOR REPORT: 1 JANUARY – 30 JUNE 2014

Results Framework – Good Governance: Improved governance, public sector and financial management and administration				
Outcomes	Indicators	Targets	Performance Progress As of 31 Dec 2013	Performance Progress As of 30 June 2014
<b>Governance / Public Sector Management / Financial Management</b>				
	Number of community workshops held in the financial year	At least 1 per FY	1 in November with the Taupulega of Nukunonu. Meeting to explain the Elections Rules 2013 and the Constitution of Tokelau in terms of the changes to Council.	In January 2014, there were community meetings in the three villages to take villagers through the Election Rules and Constitution in preparation for the 2014 national elections.
	Number of female police and community liaison staff	At least 50% by 2015	4 females police out of 15 police officers- 27%  There is change from 2011/2012	Same as last reported: 4 out of 19 -Fakaofu : 1 female - Nukunonu – 1 female - Atafu – 2 females
	All Village Rules for each atoll are completed	By June 2013	Fakaofu Village still to finalise its Village Bylaws	No change from last report
	Number of laws reviewed or developed within TNSP period	At least 1 per FY	2 laws were endorsed this FY. Currently being reviewed are: <ul style="list-style-type: none"> <li>• Tokelau National Election Rules 2013</li> <li>• Tokelau Constitution with amendments</li> <li>• Tokelau Statistics Rules 2013</li> <li>• Tokelau Births &amp; Deaths Registrations Rules are presently under review</li> <li>• The Crimes, Procedures and Evidence Rules are presently under review.</li> </ul>	Same as last reported. Tokelau Births & Deaths Registration Rules approved and enforced on 1 July 2014. Bilingual registration forms have been reviewed and are ready for printing
	Review the Constitution Committee(incl roles and responsibilities)	By Dec 2013	Review completed in July 2013 and endorsed by General Fono	Completed
	Increase in number of governance training (General Fono, Council, Taupulega & Depts)	At least 1 per FY	National Youth Council of Tokelau Good Governance Training in Tokelau (late October 2013)	One National Good Governance Training conducted in April for the TPS. A total of 18 trainees from villages and departments. Good Governance Training Manual and work plan



## CONSOLIDATED SECTOR REPORT: 1 JANUARY – 30 JUNE 2014

Results Framework – Good Governance: Improved governance, public sector and financial management and administration				
Outcomes	Indicators	Targets	Performance Progress As of 31 Dec 2013	Performance Progress As of 30 June 2014
<b>Governance / Public Sector Management / Financial Management</b>				
			Tokelau Public Service Training held in Apia (early October 2013)	developed. Expected roll out of work plan during Q1 FY2014/2015
<b>Enhanced results based monitoring, review and evaluation</b>	Establishment of a Planning and Monitoring Unit (PMU) <span style="color: green;">* Jcfd</span>	By end of Dec 2011	Achieved	Achieved
	Develop a Monitoring & Evaluation Framework for Tokelau.	Dec 2012	Consolidated Sector Reports continue to be published.  PMU Monitoring Tool developed to verify reported TNSP progress.  AWP Template developed and distributed to departments/villages. First set of AWP's due in early Jan 2014.	Same as last reported.  Spot Checks were undertaken to verify progress of some of the indicators.
	Establish a National Statistics Unit	31 Dec 2012	TNSO legally established with GF endorsement of the Statistics Rules 2013, in October 2013	TNSO fully operational with orientation of new secondee from Statistics NZ now completed.
	Statistical activities in the TNSO Statement of Intent 2012/2013 implemented	90%+ activities completed by 31 Dec 2013	N/A	Statement of Intent 2014/2015 drafted and awaiting budget sign off, seeking to further implement and expand existing designs.
	Systems required for data collection, collation and analysis within departments and villages are established	End June 2013	MedTech 32 has been installed. DoH working to address challenges.  Regular reporting via meetings, reports etc is being carried out at village/department	EDNRE: TUFFMAN and TUFFART systems assists with the daily collection of data for inshore fisheries purposes. Data entry is done in Atafu and sPC picks up the data to be used as catch and effort data for WCPFC records on Tokelau. VMS

**CONSOLIDATED SECTOR REPORT: 1 JANUARY – 30 JUNE 2014**

<b>Results Framework – Good Governance: Improved governance, public sector and financial management and administration</b>				
<b>Outcomes</b>	<b>Indicators</b>	<b>Targets</b>	<b>Performance Progress As of 31 Dec 2013</b>	<b>Performance Progress As of 30 June 2014</b>
<b>Governance / Public Sector Management / Financial Management</b>				
			<p>level.</p> <p>Atafu is in the process of setting up computerised recording/reporting systems in co-op and bulk. Training provided by TALO to the 2 GMs</p>	<p>work is based in Fakaofu and is ongoing. Daily collection of rainfall data to assist in prediction of weather forecasts is ongoing.</p> <p>Education: Awaiting system to be developed and used.</p> <p>Energy:</p> <p>Health: MedTech system is in place and now able to provide health data for planning purposes. However there are still areas for improvement and system is still being developed to reach its full potential.</p> <p>TSS: The Passenger Ticketing System has been installed and in use. System handles passenger bookings, prints tickets, and produces various reports – passenger lists, passenger movement and fare payment summaries. System for handling cargo to be developed and implemented. Procurement software also be procured, installed and used to handle government purchases.</p>
	MRE policy is developed and implemented	Dec 2012	No change in progress. Expected to be submitted to SMT and Council in 2014.	Same as last reported.

## CONSOLIDATED SECTOR REPORT: 1 JANUARY – 30 JUNE 2014

Results Framework – Good Governance: Improved governance, public sector and financial management and administration				
Outcomes	Indicators	Targets	Performance Progress As of 31 Dec 2013	Performance Progress As of 30 June 2014
<b>Governance / Public Sector Management / Financial Management</b>				
	Level of MRE activities and compliance with MRE policy.	Minimum MRE activities carried out each year.	Determined by MRE Policy however, PMU undertaking monitoring of TNSP activities/progress through the use of AWP's, Sector Reports and the Monitoring Sheet.	Same as last reported.
	No of Planning, Monitoring, Review and Evaluation capacity development consultations/workshops	# of related consultations/workshops	PMU continued to support villages/departments through consultations, teleconferences, individual meetings and email communications on planning and monitoring issues.	Same as last reported.  Specific monitoring consultation conducted for Fakaofu in May to assist in developing a monitoring framework for their village plan. Intend to have similar consultations on other two atolls within 2014.

## CONSOLIDATED SECTOR REPORT: 1 JANUARY – 30 JUNE 2014

Results Framework – Infrastructure Development: Improved standard of living through reliable, adequate and efficient infrastructure				
Outcomes	Indicators	Targets	Performance Progress 31 Dec 2013	Performance Progress 30 June 2014
<b>Energy</b>				
<b>Reliable, efficient and appropriate Energy</b>	Improved energy efficiency through maximum use of renewable energy  <span style="color: green;">* JCfD</span>	90% renewable energy use 30 June 2013	Solar energy system operational	Annual average solar generation output is 92% to June 2014 – M & M Report  New generator installations to be operational by 30 July 2014 and expected to significantly stabilize the battery SOH.
	Reduced imports of diesel for electricity production  <span style="color: green;">* JCfD</span>	85% fewer litres of diesel imported for electricity production by 30 June 2015	80% Target maintained	Target achieved. About 91% reduction in diesel imported. Information on fuel use is conservative and calculated from figures supplied by Fakaofu.
	Number of power outages lasting an hour or more per year	20% reduction	20% target achieved	20% target maintained
	Comparison of annual electricity consumption vs annual planned targets	Annual electricity consumption meets annual planned targets	Consumption rate has increased. Approximately 30% above predicted increase since commission date.	Atafu 22% above baseline NN 15% above baseline FF 40% above baseline Average demand increase 25.7% above baseline demand
	No. Of households installed with prepaid meters by 2015	100% of households	100% achieved	About 20% of newly built households not yet fitted with prepaid meters. Expected completion of fitting meters by Dec 2014.

## CONSOLIDATED SECTOR REPORT: 1 JANUARY – 30 JUNE 2014

Results Framework – Infrastructure Development: Improved standard of living through reliable, adequate and efficient infrastructure				
Outcomes	Indicators	Targets	Performance Progress 31 Dec 2013	Performance Progress 30 June 2014
	Updated national energy policy framework  <b>*UNDAF</b>	NEP and SAP reviewed and updated  12 Nationals complete practical training related to NCEA and receive certification  Report on white ware replacement finalised	Note: Target was not included during this quarter. Project Document for this project only signed in May 2014	Electrical Assignments training underway 1 <sup>st</sup> April 2014  At least 6 trainees to complete theory at end of Sept 2014 before attending block course in NZ in Oct. Others in line for next block course in April 2015.
Transport				
<b>Reliable, efficient and appropriate Transport</b>	Short Term Shipping service in place that meets Tokelau's needs  <b>*Jcfd</b>	July 2012	Due to the delay of the new vessel delivery date (March 2015), Short term shipping service will need to be extended to March 2015  NZ and Tokelau are working together on securing funds to extend the PB Matua charter agreement.	PB Matua contract extended to March 2015
	Long Term Shipping service in place that meets Tokelau's needs  <b>*Jcfd</b>	June 2015	Long Term Shipping Service is in place with Vessel scheduled to be delivered to service to Apia/Tokelau in March 2015.	Long Term Shipping Service is in place with new Vessel scheduled to arrive in March 2015
	Air Services in place that meets Tokelau's needs  <b>*Jcfd</b>	June 2015	No progress	No change from last report. Priority continues to be getting the vessel and improving the ship to shore services.

## CONSOLIDATED SECTOR REPORT: 1 JANUARY – 30 JUNE 2014

Results Framework – Infrastructure Development: Improved standard of living through reliable, adequate and efficient infrastructure				
Outcomes	Indicators	Targets	Performance Progress 31 Dec 2013	Performance Progress 30 June 2014
	National budget approved closely aligned to proposed budget	At least 80% of proposed budget approved	2013 / 2014 department budget is based on activities which are aligned to TNSP	Approved budget was within the 80 – 100% target.
	Agreed recommendations of Internal Maritime Safety Report (July 2010) completed including ship to shore infrastructure  <span style="background-color: #90ee90; color: black;">*JCfD</span>	Agreed top 5 safety priorities for ship to shore implemented by Dec 2012	1 <sup>st</sup> of the three new barges is now expected to be delivered in March 2014  Equipment to do upgrade works on the wharves / channels already acquired and are on atoll	1 <sup>st</sup> of the three new barges completed and is in transit in Apia. This one has been allocated to Nukunonu.  2 <sup>nd</sup> new barge under construction and scheduled to be delivered to Fakaofu in August 2014.  3 <sup>rd</sup> new barge expected to be constructed in August and completed in October 2014 for delivery to Atafu.
	Increased capacity of communities for safety at sea  <span style="background-color: #ffff00; color: black;">*UNDAF</span>	No of boating incidents reduced by 2%		No incidents reported during the period  Note: this is recognised as an area that requires continuous reinforcement and will be included as part of the new vessel Safety Management System.
	Level of maintenance of ship to shore facilities and equipment	Activities identified in the Ship to Shore Maintenance Plan (Village & National) are carried out on time.	The maintenance service for machines / equipment in Nukunonu and Atafu was carried out in August 2013 as scheduled  National Ship to Shore Maintenance to be covered in the National Asset Management Plan.	Scheduled maintenance for equipment was carried out by a contracted Engineer from NZ in the villages in March 2014.

## CONSOLIDATED SECTOR REPORT: 1 JANUARY – 30 JUNE 2014

Results Framework – Infrastructure Development: Improved standard of living through reliable, adequate and efficient infrastructure				
Outcomes	Indicators	Targets	Performance Progress 31 Dec 2013	Performance Progress 30 June 2014
	% accuracy rate between passengers and cargo manifests and revenue collected  <b>* Jcfd</b>	100% accuracy rate by 31 Dec 2012	An on-going process for Finance and TSS department to reconcile records to ensure 100 accuracy	Established system and procedures now addresses 100% accuracy rate for Apia outbound passenger manifests and revenue collected.  System to be implemented on Atolls over remainder of 2014.  System for cargo yet to be implemented
	Improved level of total cost recovery from St Theresa charters from passengers and cargo  <b>* Jcfd</b>	80% total cost recovery	St Theresa contract completed with loss being absorbed into charter cost. This indicator no longer relevant and to be removed in next sector report	N/A  <i>Note: Although no longer relevant, this indicator remains on the sector report as it is one of the indicators under the Jcfd. Need agreement between NZ and Tokelau for this to be removed.</i>
	Reduced number of additional charters  <b>* Jcfd</b>	Reduced to 13 in 2013 – 2014 FY	7 external charters during the period are: MV Lady Naomi – 03 Samoa Express – 04  One of the Lady Naomi charters operated in July 2013 was to accommodate Tokelau National Sport Event transport requirement  On track to meet target (13 charters or less)	<b>Total of 18 charters during the 2013 – 2014 FY (7 + 11)</b>  11 external charters during the period: MV Lady Naomi – 05 Samoa Express – 06  Note: 03 Lady Naomi charters were for the FFC meetings in Tokelau  01 Samoa Express charter was specifically for the Administrator's trip to Tokelau for village consultations. This charter was paid for by NZ

**CONSOLIDATED SECTOR REPORT: 1 JANUARY – 30 JUNE 2014**

<b>Telecommunications</b>				
<b>Reliable, efficient and appropriate Telecommunications</b>	Number of unplanned service disruptions, internet and / telephone	50% reduction	High number of unplanned internet service breakdowns.	50% target rate achieved for the period  No unplanned disruptions to telephone service Disruption to internet service in Jan – Mar 2014 due to power issues with ADSL modems.
	Ensure high level of telephone services offered and delivered to customers	No. of VOIP switches  Establishment of mesh network with telecom NZ	Challenge Network was contracted in November 2013 to design solution. The 1 <sup>st</sup> payment was paid in December 13 to process orders for long turnaround time.  Mesh network no longer supported by Telecom NZ.	Equipment from Challenge Network arrived in mid May 2014. Upgrade of PSTN switch has been delayed to July 2014 due to the boat schedule changes.  Mesh network no longer supported by Telecom NZ. Relevance of this target needs to be revised .
	Telecommunications mobile solution implemented  * Jcfd	30 June 2015	No change in progress from last report however looking at World Bank for funding options	Consultation visit from World Bank to Tokelau in June 2014 to review telecommunications, in areas of ownership, governance, operating model, technology option, investment requirements, funding strategies, training and support needs. Report of review yet to be received.
	Ensure high level of internet services	Establish mesh network with Telecom NZ  Warkworth established  Distance Education Learning	Mesh network no longer supported by Telecom NZ.	Discussions were held with TNZI regarding a VPN link to USP (for Distance Learning) from Teletok. Certain issues such as funding and extra bandwidth requirements need to be sorted out.
	Ensure high level of asset management	No. of stock takes per year  No. of maintenance service per year/per month on equipment.	2 local stocktake for Atafu in 2013 Teletok stocktake took place in Nov 2013 by Audit NZ	Scheduled stocktake for the period ending 30 June 2014 is scheduled to take place for the <b>3 July</b> .
	Financial statements for Teletok are accurate and up to date	Financial records for Teletok are up to date and integrated into Government of Tokelau accounts by 30 June 2014	Financial Statements are being produced but not on a monthly basis. This is due to awaiting information from Atoll. Outstanding debtors will be cleaned up	Teletok are now integrated into the Government of Tokelau accounts.  Debt to Tokelau government paid up to the end



## CONSOLIDATED SECTOR REPORT: 1 JANUARY – 30 JUNE 2014

			before 30 June 2014.  Department of Finance to work through with Teletok GM what financial services are required for FY2015	of March 2014. Arrangement with Finance to produce B9206 monthly reconciliation to pay govt debt. Reports pending.
<b>Infrastructure Development</b>				
<b>Adequate and efficient infrastructure</b>	No. of schools and hospital projects completed  * JCfD	2 schools and 1 hospital by 30 June 2013	2 schools and 1 hospital completed. Efforts now in place to secure NZ's commitment for implementation of second phase.	Target of 2 schools and 1 hospital achieved during last reporting period Council has committed to prioritising a school for Nukunonu and a hospital for Fakaofu during the FY2014/2015. Awaiting approval of budget by GF.
	Asset Management and Improvement Plan developed and implementation commenced  * JCfD	Village and Apia Building and Assets Management and Improvement Plan completed and in place by 30 June 2014  2% of annual budget spent on scheduled maintenance each FY	No change from last report	Final report on the National Asset Management Plan including a policy and strategy from the contracted company (Waugh Infrastructure Management Ltd) expected to be finalised before end of 2014.
<b>Water and Sanitation</b>				
<b>Improved Water Waste and Sanitation</b>	Review the Tokelau Building Code (1990) to ensure that it addresses issues prevalent to Tokelau.	Review to be completed and commencement of recommendations by June 2015. Building code reviewed to include water and sanitation standards and endorsed by 30 June 2015	No change from last report.	Tokelau Building Rules 2007 in place following review of Tokelau Building Code and provides for water and sanitation requirements.
	Reparation of existing water tanks, spouting and rainwater catchment facilities to ensure maximised collection of clean rain water.	100% of existing water tanks, spouting and rainwater catchment repaired by June 2013  365 days water quality meets	PACC+ Phase 1 and 3 completed. Equipment to complete phase 2 ordered; awaiting arrival –target – project phase completed in March 2014 Procurement of 20 tanks to supplement families without adequate catchment needs	90% of rainwater connection completed.  52% of existing water tanks completed repairs on.  56% of homes and public buildings have first

**CONSOLIDATED SECTOR REPORT: 1 JANUARY – 30 JUNE 2014**

* UNDAF	WHO standard by 2015			flush diverters installed for clean rain water.  <i>To revisit whether new building meet Building Code</i>
Newly Built homes and public buildings that comply with reviewed Building Code and rainwater catchment standards * JCFD	100% of new homes and public buildings by 2014 (average of 2 new houses built each year per atoll)	No data	No data	No data
Percentage of households with flush toilets.  Number of lagoon toilets * JCFD	100% households have flush toilets and no sea toilets by 30 June 2015	Sea toilets has been on the decrease since the late 90s and as of 30 June 2013 the number of sea toilets stands at: Atafu – 5 Nukunonu – 4 Fakaofu – 2 More than 95% of the households on each village have access to flush toilets.	Atafu – 100% of households have flush toilets; NIL sea toilets Nukunonu – 98% of households have flush toilets; 3 sea toilets remain Fakaofu – 100% of households have flush toilets; 2 sea toilets remain	
Develop a waste management awareness programme that can be adopted and implemented in all 3 atolls.	In operation in all 3 atolls by 30 June 2015	No update provided.	No progress been made. Activity delayed due to competing priorities.	
National water and sanitation policy including related standards developed and implemented * UNDAF	Dec 2013  Water conservation and management plans for the 3 atolls by end of 2013.	No update provided	Ongoing	

**CONSOLIDATED SECTOR REPORT: 1 JANUARY – 30 JUNE 2014**

<b>Food Security</b>				
<b>Improved Food Security</b>	Food Safety & Security Policy developed and implemented which complies with WHO food, safety and storage guidelines <i>* UNDAF</i>	Dec 2012	Report on analysis of food importation to Tokelau 2008 – 2012 completed and to be used to develop Policies and Standards	Not achieved  Part of the health activity plan for 2014/2015 – expected to be completed by June 2015
	Co-op Store compliance with Food Safety Standards <i>* UNDAF</i>	By June 2015	Food Safety Standards yet to be completed	Can only be achieved if policy and standards are developed.
	Development of Policies to regulate the importation of food products. <i>* UNDAF</i>	Dec 2013	Atafu/Nukunonu ban on soda drinks remains	Not achieved.
	Increase in home gardening and planting of edible plants and trees <i>* UNDAF</i>	80% of homes to have home gardens by end of June 2015	No change in progress	Not achieved.  While there are a few gardens on the three villages the target of 80% is at risk of not being achieved due to a number of challenges.

## CONSOLIDATED SECTOR REPORT: 1 JANUARY – 30 JUNE 2014

Results Framework – Human Development: Improved Health, Education outcomes and Social Wellbeing of our Communities				
Outcomes	Indicators	Targets	Performance Progress 31 Dec 2013	Performance Progress 30 June 2014
<b>Health</b>				
<b>To protect our population</b>	Health Sector Review complete and agreed recommendations in place	Sept 2013	Litmus was contracted in Dec 2013 to conduct the health review. Review has progressed well with final report on target to be available by 31 March 2014	Not achieved.  Final health review report expected to be received in August following discussion of draft report. Recommendations from report expected to be tabled during the last 2014 General Fono.
	% of adults with Body Mass Index over 35  * Jcfd	2% reduction by 30 June 2015	The available baseline data is from the Tokelau stepwise survey in 2005-6. The second stepwise survey is scheduled for second half of 2014 whereby any change will be determined	No data available.  Stepwise survey scheduled to happen in October 2014.
	Reduction in TPRS cases referred to Apia  * Jcfd	2% decrease in TPRS cases referred to Apia by June 2015	There has been a reduction in the number of patients referral from previous year and this is reflected in the TPRS expenditure for this first half of the FY	Achieved in the last two FYs – 2012/2013 & 2013/2014: 70.8% decrease from June 2013  Challenge is to maintain this status and the Department of Health is monitoring this closely.
	No of underweight children under 5 years of age.	Maintain status quo of 0	Status quo 0 maintained	Achieved
	Proportion of population below minimum level of dietary energy consumption.	Maintain status quo of 0	Status quo 0 maintained	Achieved
	Under five mortality rate	Maintain status quo of 0	Status quo 0 maintained	Achieved
	Infant Mortality Rate	Maintain status quo of 0	Infant mortality rate 0	Achieved

## CONSOLIDATED SECTOR REPORT: 1 JANUARY – 30 JUNE 2014

Results Framework – Human Development: Improved Health, Education outcomes and Social Wellbeing of our Communities				
Outcomes	Indicators	Targets	Performance Progress 31 Dec 2013	Performance Progress 30 June 2014
	Proportion of 1 year old children immunized against measles	Maintain status quo of 100%	100% coverage	Achieved
	Reduction in incidence and prevalence of Non Communicable Diseases	2% reduction	<p>Work is ongoing to populate the MedTech database, and the planned stepwise survey for 2014 will provide a more firm figure on the prevalence.</p> <p>However, reports from hospitals on patients turning up for clinics, indicates an increase in the number of patients with NCD</p> <p>Support and commitment is required from all for Tokelau to combat NCDs.</p> <p>The department is planning to implement the PEN program for Tokelau this year to enhance the skills of the local health staffs on management of NCD patients in a more holistic approach</p> <p>With the HIS established and the stepwise survey implemented, the department will be in a better position to comment on these indicators.</p> <p>However, work is in progress to reach the target</p>	<p>Data not available.</p> <p>Expected to obtain data following the stepwise survey in October 2014.</p> <p>Hospital data indicates there is an increase with new diagnosed cases.</p> <p>Awaiting completion of stepwise survey to obtain an accurate account of new cases of hypertension.</p> <p>However, current data available to the department indicates that there is a need for urgent action to address NCDs in Tokelau.</p> <p>Expected outcome unclear</p>
	Number of new cases of Type 2 diabetics on insulin <span style="background-color: #d9ead3;">* JCfD</span>	No new cases emerging at biennial screening		
	Number of new cases of hypertension <span style="background-color: #d9ead3;">* JCfD</span>	Fewer than 5 new cases emerge at biennial screening in 2012 and 2014		
	Prevalence and death rates associated with high blood pressure			
	Number of agreed WHO recommendations implemented by Taupulega / GF by June 2014 <span style="background-color: #d9ead3;">* JCfD</span>	Alcohol and Tobacco recommendations implemented by 3 Taupulega by June 2014		
	Reduction in prevalence of tobacco use	At least 2% reduction		
	Reduction in prevalence of	2% reduction		

## CONSOLIDATED SECTOR REPORT: 1 JANUARY – 30 JUNE 2014

Results Framework – Human Development: Improved Health, Education outcomes and Social Wellbeing of our Communities				
Outcomes	Indicators	Targets	Performance Progress 31 Dec 2013	Performance Progress 30 June 2014
	adult and childhood obesity		and Stepwise survey	Stepwise survey.
	Detection and management for NCD surveillance, reporting and management of communicable diseases	80%	This indicator needs to be revised to ensure that it can be measured. The implementation of PEN later this year will enhance the knowledge of local health staffs for early detection and management of NCD in Tokelau	80% achieved with implementation of the PEN protocol which is currently being piloted.  Note: PEN will be reviewed at the end of 2014.
	Population database with benchmarked indicators that will be able to map, track and detect disease trends	New database developed by June 2013 & updated annually	Revised target of 2014 remains	Outcome unclear. However, there is ongoing population screening and survey to provide data for disease trends in Tokelau.
	Average number of doctor visits per head of population	At least 4 times per annum	Outcome unclear but with the MedTech system, we will be able to pull this out and be able to comment on this indicator	Outcome unclear to Department. Requires reviewing and rewording.
	Maternal Mortality Ratio	Maintain status quo of 0	Status quo 0 maintained	Achieved.
	Proportion of births attended by skilled health personnel	Maintain status quo of 100%	100%	Achieved.
	HIV/AIDS prevalence among pregnant women aged 15/24 years	Maintain status quo of 0	Status quo 0 maintained	Achieved.
	Proportion of population aged 15-24 years with comprehensive correct knowledge of HIV/AIDS	Maintain status quo of 100%	After the health training in Apia on STI/HIV and AIDS, train the trainers program, the expectation was for these village participants to continue the training at their respective villages	Achieved. This is based on the departments experience working with the communities.  Difficulty in measuring this indicator and therefore should be reviewed and reworded.

## CONSOLIDATED SECTOR REPORT: 1 JANUARY – 30 JUNE 2014

Results Framework – Human Development: Improved Health, Education outcomes and Social Wellbeing of our Communities				
Outcomes	Indicators	Targets	Performance Progress 31 Dec 2013	Performance Progress 30 June 2014
			<p>In Sept 2013 the national health team visited the 3 villages and implemented community discussion and training for youth.</p> <p>The indication from these activities that people are aware of the disease but need more information to enhance their knowledge</p> <p>Further training is planned for youths and health professionals</p>	
	Proportion of tuberculosis cases detected and cured under directly observed treatment short course	Maintain status quo of 0	Status quo 0 maintained	Achieved.
	Prevalence and death rates associated with diabetes.		Once the MedTech system has been fully populated progress on this indicator will be available.	Outcome unclear and needs revising and rewording. However work is ongoing to reduce death rates associated with diabetes as well as populating Medtech.
Develop our workforce	No of health trainees who successfully complete study and return to work for the TPS.	11 health trainees ( 1 medical doctor, 3practitioner nurses, 3 general nurses, 1 biomedical technician, 1 eye care technician, 1 post graduate eye care technician, 1 dental therapist.)	<p>There was no funding available for training of new health professionals this FY so the department is looking at regional organizations for support especially for ongoing capacity development of current health staff</p> <p>Atafu and Fakaofu continue to sponsor new trainees for their respective hospitals</p> <p>The Education department continues to fund health training of new professionals</p>	<p>Partially achieved with 1 Nurse practitioner and 2 eye technicians (undergraduate)</p> <p>Also expected to graduate are, 3 nurses at the end of 2015 and 1 medical officer at the end of 2016.</p> <p>Other trainees are expected to commence in 2015 and thereafter.</p>

## CONSOLIDATED SECTOR REPORT: 1 JANUARY – 30 JUNE 2014

Results Framework – Human Development: Improved Health, Education outcomes and Social Wellbeing of our Communities				
Outcomes	Indicators	Targets	Performance Progress 31 Dec 2013	Performance Progress 30 June 2014
			under the Tokelau scholarship scheme.	
	Number of employed people with degree level education	2011 Census data	Development of Nurse aide program to improve their knowledge and their attained qualification will move them to another level with minimum skills needed for the job.	Outcome unclear. However, ratio of qualified to non-qualified personnel has improved.
Education				
Improved Education Outcomes	Improved literacy in both Tokelau and English at specific levels  * JCfD	All Years 4 and Year 6 have at least moderate (Level 3) <sup>1</sup> literacy levels by 30 June 2015	To be reported in the other half of the financial year.  Note: Tokelau Achievement and Progression Assessments (TAPA) report to be released in Feb 2014.	<b>TAPA Results for 2013 indicates:</b> <b>Year 4</b> 2010    2011    2012    2013 Eng (%)    13        30        54        37 Tok (%)    13        37        25        63  <b>Year 6</b> 2010    2011    2012    2013 Eng (%)    40        54        41        47 Tok (%)    45        78        35        37
	Improved numeracy at specific levels  * JCfD	All Years 4 and Year 6 have at least moderate (Level 3) <sup>2</sup> numeracy levels by 30 June 2015	To be reported in the other half of the financial year.  Note: Tokelau Achievement and Progression Assessments (TAPA) report to be released in Feb 2014.	<b>TAPA Results for 2013 indicates:</b> <b>Year 4</b> 2010    2011    2012    2013 Math(%)    7         25        50        33 <b>Year 6</b> 2010    2011    2012    2013 Math(%)    0         21        35        52.6
	Literacy rate of 15-24 year old women & men	100%	No change in progress from last progress report  Data updated at next Census 2016	No data/information provided.

<sup>1</sup> As per Tokelau Achievement and Progress Assessments (TAPA) level – 41 – 75% range

<sup>2</sup> As per Tokelau Achievement and Progress Assessments (TAPA) level – 41 – 75% range



## CONSOLIDATED SECTOR REPORT: 1 JANUARY – 30 JUNE 2014

Results Framework – Human Development: Improved Health, Education outcomes and Social Wellbeing of our Communities				
Outcomes	Indicators	Targets	Performance Progress 31 Dec 2013	Performance Progress 30 June 2014
	Technical Vocational Education and Training focused Community-based training programmes implemented  <span style="background-color: yellow;">* Jcfd</span>	2 programmes annually for each Nuku implemented by 30 June 2015	Vaka Restoration Project deferred for next FY.  In Atafu, an on the job training programme set up for 4 local boys/men to be trained by qualified PACC+ tradesman on basic plumbing, spouting, installing first flush devices, concrete tank painting etc  Also in Atafu, a programme in place for Yr 12 students not at USP to be trained by a master carver	Vaka Restoration Project has been deferred to next FY
	Proportion of students commencing Year 1 and reaching Year 8  <span style="background-color: yellow;">* Jcfd</span> <span style="background-color: cyan;">* MDG</span>	95% (MDG measure) at 30 <sup>th</sup> June 2015	This measure is not applicable to Tokelau as students “missing” at year 8 are not enrolled at school as they have migrated to NZ.	Same as last reported
	Net enrolment ratio in primary education	100%	100% compulsory enrolment School Census Survey for 3 schools.	100% compulsory enrolment School Census Survey for 3 schools.
	Ratio of girls to boys in primary school, secondary and tertiary education		2013: Primary Boys : Girls 60:40 Secondary: 60:40 Boys: Girls  (School Census Survey)	2013 figures are current until the 2014 School Census Survey is compiled.
	%age. of students proceeding beyond Year 11	95% by June 2015	Yet to be announced: enrolments for 2014 to Transition/USP Prelim Program will determine % of students proceeding beyond Y11	%age of students moving to transition and to the Preliminary Programme at USP is 66%
	Pathway of learning for students after leaving school.		Work to start with PMU on setting up EMIS system to allow Department to keep track of students. Progress of this work on the next sector report.	Ongoing

## CONSOLIDATED SECTOR REPORT: 1 JANUARY – 30 JUNE 2014

Results Framework – Human Development: Improved Health, Education outcomes and Social Wellbeing of our Communities				
Outcomes	Indicators	Targets	Performance Progress 31 Dec 2013	Performance Progress 30 June 2014
	%age. of students passing Year 11 Maths, Tokelau and English.	65% by 2015	<b>2013</b> Maths=62% English=57% Tokelau=62% Note: a pass here is based on the moderation system used to mark the Y11 National examination of a mean of 45 and a s.d of 15(as agreed with SPBEA& USP)  Also results are also affected due to low completion rates of internal assessments from some schools.	Same data as last reported
	Completion rate of Scholarship students graduating from tertiary and vocational training courses.  * JCfD	75% by 30 June 2015	Intake of scholarships 2013 were 20. Continuing Students:10 Deferred Students: 2 Terminated: 5 Graduated: 3 New scholarship awards: 6  (GoT Scholarship Scheme-Department of Education).	As at end of this period:  19 Students on Scholarships  18 Continuing 1 Terminated 1 Graduated  1 New Scholarship awards
	Review status of Govt of Tokelau Scholarship Policy in alignment with HRCDP	Review completed and endorsed by end of TNSP period	TOR completed and adopted by Committee	TOR completed and adopted by Committee
	Proportion of Primary School Teachers with at least certificate level teacher training qualifications  * JCfD	80% by June 2015	2013- Primary teachers 55%  Note: decrease due to the presence of teacher aides sharing teaching duties with qualified teachers: Otherwise, there were exactly 11 qualified teachers teaching in the primary levels across the 3 schools in Tokelau.	59% of Primary School Teachers hold at least certificate level teacher training qualification : 13 / 22

## CONSOLIDATED SECTOR REPORT: 1 JANUARY – 30 JUNE 2014

Results Framework – Human Development: Improved Health, Education outcomes and Social Wellbeing of our Communities				
Outcomes	Indicators	Targets	Performance Progress 31 Dec 2013	Performance Progress 30 June 2014
<b>Community Based Organisations</b>				
<b>Enhancing the role of CBOs in ensuring that individuals and groups have opportunities that will better equip them to respond to complex issues</b>	No of CBO projects funded by external agencies for completion each financial year	At least 1 additional project each FY	SPC funded water management programme, aided by EDNRE  2013 World Food Day - FAO	Sports: <ul style="list-style-type: none"> <li>• K-Sport ITTF Oceania Table Tennis Championships – Bendigo Australia</li> <li>• Oceania Sports Education Programme (Oceania National Olympic Committee) Sports Coordinator completed qualification and awarded Best Student of the year at the Oceania National Olympic Committee meeting AGM – Guam.</li> </ul>
	Number of CBO members who have participated in various trainings (GG, Project Management, reporting skills, nutrition, sexual and reproductive health, DRR etc) increase over the TNSP period  * UNDAF	Each CBO executive committee member participates in at least 1 GG training activity by 30 June 2015		

## CONSOLIDATED SECTOR REPORT: 1 JANUARY – 30 JUNE 2014

Results Framework – Human Development: Improved Health, Education outcomes and Social Wellbeing of our Communities				
Outcomes	Indicators	Targets	Performance Progress 31 Dec 2013	Performance Progress 30 June 2014
				2014
	Increase of qualified Coaches and Officials	50% increase by end of TNSP period	<ul style="list-style-type: none"> <li>1x Advance Sport Management Graduate</li> <li>1x Trained Community Sport educators facilitator- working towards accreditation</li> </ul> Both co-funded by Oceania sport education program (OSEP) Note: Baseline of 0 qualified Coaches and Officials in 2009.	No new additional coaches and officials during the period
	The participation at local and regional competitions increase by 50% each year	50% increase by end of TNSP period	Held on Nukunonu pre national games- July 2013 <ul style="list-style-type: none"> <li>10 participants: Netball Umpires level 1 basic training course</li> <li>6 participants Rugby League match officials training</li> <li>6 participants Table Tennis match officials training</li> </ul> 300 athletes, 20 officials, participants at the Tokelau National Games	Sport: <ul style="list-style-type: none"> <li>First time participation at the Oceania Wrestling Championships – Pago Pago. <b>First Gold medal for Tokelau</b> at any Oceania Games which qualified Tokelau to participate in World Wrestling Championships</li> <li>First time participation at the Oceania Table tennis Championships – Bendigo, Australia</li> </ul>
	%age increase in awareness of services and legal systems available for reporting crimes against women and children	At least 1 related community awareness programme per FY  %age increase in workshop/consultation participants	No data provided	Consultations and awareness sessions are conducted on a daily – weekly basis whereby the legislation and procedures for reporting crimes against women and children are explained.
	Number of female trained counsellors	At least 3 by 2015	No females trained counsellors. Working towards 3 by 2015.	Same as last reported.
	Increase in no of women employed at village level	40% increase by 2015	2006: 362 employed people in Tokelau, 130 were female.	Same as last reported

## CONSOLIDATED SECTOR REPORT: 1 JANUARY – 30 JUNE 2014

Results Framework – Human Development: Improved Health, Education outcomes and Social Wellbeing of our Communities																								
Outcomes	Indicators	Targets	Performance Progress 31 Dec 2013	Performance Progress 30 June 2014																				
	in non-agriculture sector		2011: 478 employed people in Tokelau, 197 of these were female.  51.5% increase in number of females employed in Tokelau between 2006 and 2011 Censuses.																					
	Decrease in no of women with NCDs	60% decrease	No data available	No data available. Data expected to be available from Department of Health in October.																				
	Number of women delegates to General Fono	At least 6 by end of 2015(30%)	3 women out of 21 General Fono delegates (14%). Still working towards target though unlikely to achieve this due to tradition and village rules on Taupulega membership  1 woman in Council (1 female and 5 males)	Same as last reported.																				
	Number of women in Taupulega	At least 6	Nukunonu-7/35 members 1 woman represented at the Taupulega meeting of Fakaofu No women in Atafu	Same as last reported																				
	Status of Youth Constitution/Policy and Constitution/Policy for women	Policies developed and implemented by June 2015	No change from last progress report	Policy continues to be implemented at the village level.																				
	%age decrease in decrease in no of serious crimes reported each year	30% 10% 10% decrease	No data for 'serious crimes' only. For all cases filed the data is as follows:  <table style="margin-left: auto; margin-right: auto;"> <thead> <tr> <th></th> <th>2011/12:</th> <th>2012/13</th> <th>%+/-</th> </tr> </thead> <tbody> <tr> <td>Atafu</td> <td>46</td> <td>50</td> <td>9 +</td> </tr> <tr> <td>Nukunonu</td> <td>14</td> <td>16</td> <td>14+</td> </tr> <tr> <td>Fakaofu</td> <td>25</td> <td>59</td> <td>136 +</td> </tr> <tr> <td><b>Total</b></td> <td><b>85</b></td> <td><b>125</b></td> <td><b>47+</b></td> </tr> </tbody> </table>		2011/12:	2012/13	%+/-	Atafu	46	50	9 +	Nukunonu	14	16	14+	Fakaofu	25	59	136 +	<b>Total</b>	<b>85</b>	<b>125</b>	<b>47+</b>	Same as last reported
	2011/12:	2012/13	%+/-																					
Atafu	46	50	9 +																					
Nukunonu	14	16	14+																					
Fakaofu	25	59	136 +																					
<b>Total</b>	<b>85</b>	<b>125</b>	<b>47+</b>																					
	%age decrease in the no of	10% decrease	No data for 'serious crimes' only. For all	Same as last reported																				

## CONSOLIDATED SECTOR REPORT: 1 JANUARY – 30 JUNE 2014

Results Framework – Human Development: Improved Health, Education outcomes and Social Wellbeing of our Communities																								
Outcomes	Indicators	Targets	Performance Progress 31 Dec 2013	Performance Progress 30 June 2014																				
	serious crimes reported to be committed by youth offenders		cases filed where accused is 18 years and under the data is as follows: <table style="margin-left: auto; margin-right: auto;"> <tr> <td></td> <td>2011/12:</td> <td>2012/13</td> <td>%+/-</td> </tr> <tr> <td>Atafu</td> <td>10</td> <td>8</td> <td>20 -</td> </tr> <tr> <td>Nukunonu</td> <td>1</td> <td>3</td> <td>200 +</td> </tr> <tr> <td>Fakaofu</td> <td>15</td> <td>12</td> <td>20 +</td> </tr> <tr> <td><b>Total</b></td> <td><b>26</b></td> <td><b>23</b></td> <td><b>12 -</b></td> </tr> </table>		2011/12:	2012/13	%+/-	Atafu	10	8	20 -	Nukunonu	1	3	200 +	Fakaofu	15	12	20 +	<b>Total</b>	<b>26</b>	<b>23</b>	<b>12 -</b>	
	2011/12:	2012/13	%+/-																					
Atafu	10	8	20 -																					
Nukunonu	1	3	200 +																					
Fakaofu	15	12	20 +																					
<b>Total</b>	<b>26</b>	<b>23</b>	<b>12 -</b>																					
	%age decrease in no of sex abuse cases against children	Baseline 10% decrease	To be confirmed when the Tokelau Judicial Annual Report 2012/13 is ready and published.	No sex abuse cases against children have been reported.																				
	Decrease in no. of suicide incidences	Baseline 10% decrease	None this period	None this period																				

**CONSOLIDATED SECTOR REPORT: 1 JANUARY – 30 JUNE 2014**

Human Capacity Development				
Enhancing Human Capabilities of the Tokelau Public Service	Depts that have instituted staff development programmes		No progress nationally	Same as last reported.
	National HR Capacity and Development Plan developed and implemented <b>* Jcfd</b>	Plan developed and implementation to commence by 30 June 2013	Template for the HRCDP developed and ready for consultations with villages and departments	Consultations already carried out on the three villages with the 3 Taupulega, 3 Fatupaepae, general workers, and public services on the HRCD plan.  Some information received from department regarding their capacity development needs both short and long terms.
	Status of establishing National Committee (Scholarship Committee) for NHRCD Plan	Implemented by end of 2014	Not yet implemented. Implementation in the 2014/2015 FY	Same as last reported.
	Status of performance review process	Performance Review Process implemented at all levels of TPS incl Taupulega Office	Fakaofu performance review completed.	All Departments and Villages will be ready to carry out performance reviews for all employees before end of April 2015 using the performance review system introduced during the June 2014 consultations.
	Recruitment needs identified and carried out following due processes and on timely manner	90% of established positions are occupied	Recruitment process ongoing.	Ongoing support provided to departments and villages on recruitment needs.  All Director posts occupied with the exemption of the GM Teletok who is expected to start in August 2014.

## CONSOLIDATED SECTOR REPORT: 1 JANUARY – 30 JUNE 2014

Results Framework – Sustainability: Improved economic, cultural, spiritual and environmental sustainability				
Outcomes	Indicators	Targets	Performance Progress 31 Dec 2013	Performance Progress 30 June 2014
<b>Village Economic Development</b>				
Enhancing Village Economic Opportunities for all	Complete legislation and policy framework to support small business development	By June 2015	No data provided	
	Annual workshops on business development <i>* Jcfd</i>	Annual provision of 1workshop for CBOs per Nuku	Small Business Development Workshop held in Oct 2013 in Nukunonu. 10 participants from each nuku attended.	
	Ongoing and up-to-date Business Register recording vital details of enterprises established <i>* Jcfd</i>	Register established 31 Dec 2013 Register up-to-date 30 June 2015		EDNRE maintains a simple register of businesses for each nuku.
	Number of women owning businesses by June 2015	3 by June 2015	No change from last report	
	Increase and/or development of tourist operators.	10 operators by June 2013	No change from last report	
<b>Language and Cultural Heritage</b>				
Improve Cultural sustainability	Status of Tokelau Language Commission	Active by June 2013	TOR for Commission completed inaugural meeting Sept 2013 cancelled.	Ongoing
	Establishment of village community cultural plan	Annual cultural plans @ 1 <sup>st</sup> July each year	Village Cultural Plans with activities completed	Same as last reported
	Culture and tradition integrated into all activities: No. of Cultural Events held and attended	At least 1 event each FY	Cultural events on each village meets this target	Villages continue to hold cultural events throughout the year.



## CONSOLIDATED SECTOR REPORT: 1 JANUARY – 30 JUNE 2014

Results Framework – Sustainability: Improved economic, cultural, spiritual and environmental sustainability				
Outcomes	Indicators	Targets	Performance Progress 31 Dec 2013	Performance Progress 30 June 2014
	<b>*UNDAF</b>			
	Improvement in literacy levels in Tokelau language	2006 – proportion of total population able to speak Tokelauan 96.1%	2011 – 94.1% of population able to speak Tokelauan	No new data/information provided
Agriculture, Fisheries and Environment				
Improve environmental sustainability	Increase in proportion of land area planted in local crops		No change from last report	There has been an increase in proportion of land area being planted following villages planting 1000 (per village) coconut seedlings on family land.
	Increase in proportion of land area planted for coastal management <b>* UNDAF</b>	2% increase	No change from last report	To be implemented following FAO consultations planned for August.
	Increase in crop and animal diversity <b>* UNDAF</b>	25% increase  10% increase in meat (pork) and eggs produced locally	295 seedlings from 5 species of edible plants arrived from SPC in October and are nurtured at the Nukunonu Fatupaepae garden greenhouse awaiting distribution to the three villages	No data/information provided.
	Sand and coral mining plans completed and endorsed <b>* UNDAF</b>	50% by end of 2017  10% reduction in infringements		
	Sustainable fisheries policy and regulations in place and being implemented <b>* UNDAF</b>	Dec 2013  By laws developed, endorsed and enforced for each of the 3 atolls  Fisheries Committees established on each of the 3 atolls are	Policy being implemented	Ongoing implementation of the policy.

## CONSOLIDATED SECTOR REPORT: 1 JANUARY – 30 JUNE 2014

Results Framework – Sustainability: Improved economic, cultural, spiritual and environmental sustainability				
Outcomes	Indicators	Targets	Performance Progress 31 Dec 2013	Performance Progress 30 June 2014
		functional		
	Increase in revenue from fisheries *JCfD	50% increase by June 2015	Steadily increasing and have exceeded the 50% target by 2015.	Status remains the same as last reported.
	Inshore fisheries management policy is in place  Village inshore fisheries management plans adopted  *UNDAF	Policy developed and implemented 30 June by 2015  3 village in-shore management plans in place (1 per atoll)	Taupulega have endorsed the respective inshore fisheries plans and being implemented.	Policy developed and is being implemented.
	Offshore management plan endorsed *UNDAF		Completed and implemented	Completed and implemented
	Situational analysis and stocktaking of all marine resources, reefs, lagoons and outer reefs undertaken *UNDAF		Analysis completed by SPC	Analysis completed by SPC through the report “The status of reef invertebrate resources and recommendations for management”
	Monitoring systems on all 3 atolls *UNDAF	By end of 2016	No data available	Daily monitoring of inshore fisheries (using daily catch) is conducted on each of the Atolls by the Inshore Fisheries Officers. Monitoring data collected by ENDRE staff is entered in to a database and later extracted by the SPC for the development of annual monitoring reports.
	Feasibility study for clam hatchery undertaken and hatchery established. *UNDAF		No data available	No data available

## CONSOLIDATED SECTOR REPORT: 1 JANUARY – 30 JUNE 2014

Results Framework – Sustainability: Improved economic, cultural, spiritual and environmental sustainability				
Outcomes	Indicators	Targets	Performance Progress 31 Dec 2013	Performance Progress 30 June 2014
	Proportion of fish stocks within safe biological limits		No issues with proportion of fish stocks in regards to Tokelau food security within both inshore and offshore fisheries.	Ongoing daily data collection to ensure food security and sustainability. So far there has been no issue.
	Proportion of total water resources used		No data available	
	Proportion of Terrestrial & marine protected areas  <span style="background-color: #fff2cc;">* UNDAF</span>	MPA's identified, secured and enforced	Conservation areas Fakaofu – Southern side Nukunonu – need to reinforce Atafu – Northern side	MPAs have been identified for each of the three Atolls through the use of "Lafu" – a traditional method of protecting specific marine areas and surveys undertaken by SPC and the Taupulega themselves.
	New EEZ regulations endorsed and in force under arrangement for participation of Tokelau in Palau Vessel Day Scheme between the PNA and Tokelau by 31 Dec 2013  <span style="background-color: #d9ead3;">* JCfD</span>	New EEZ regulations in place, implemented including foreign licensing under PNA for participation of Tokelau in Palau Vessel Day Scheme by 31 Dec 2013	Completed	Completed
	No. of Climate Change adaptation projects	At least 2 by June 2015	Water Project ongoing Seawalls ongoing.	CDCRM Project by NZMFAT and implementation by Samoa Red Cross Society.
	Increase in no of EEZ violation prosecutions	50% increase by June 2015	No violations reported.	No violations reported.  Note: Level of IUU fishing that relates to fishing without licenses inside particular EEZs is decreasing throughout the Pacific due to following factors: - Observers on all purse seiners - VDS on all fishing vessels - Improved aerial and surface surveillance.

## CONSOLIDATED SECTOR REPORT: 1 JANUARY – 30 JUNE 2014

Results Framework – Sustainability: Improved economic, cultural, spiritual and environmental sustainability																			
Outcomes	Indicators	Targets	Performance Progress 31 Dec 2013	Performance Progress 30 June 2014															
				Tokelau has benefited from all these initiatives and especially from the FFA members working more closely together on MCS matters.															
	Status of Climate Change policy and plan of action	Policy and plan of action developed and implemented by 30 June 2013	Yet to be developed	Yet to be developed															
	Status of Climate Change Strategy (UNDAF)	At least 3 sectoral regulations developed by 2017																	
Waste Management																			
<b>Improve waste management to ensure a clean and safe Tokelau</b>	Villages Waste Recycling Depots fully operational by 31 Dec 2012  * JCfD	Solid waste minimisation programme operating in all 3 villages by 30 June 2015	Environment Division fully operational but no data as evidence that solid waste minimisation programme being implemented.	Transportation of solid waste to Samoa is ongoing on ad hoc basis. Solid Waste Minimisation Programme yet to be implemented.															
	Reduction of number of household that burn or bury their household waste	10% by June 2015	Ongoing work by village waste management staff collecting wastes for sorting at recycling depots.	Ongoing															
	Status of national waste management policy	Policy developed and implemented by end of June 2015	Workshops rescheduled to end of May.	Yet to be implemented due to competing priorities by the villages															
	Increase in proportion of population using an improved drinking water source		No data. Awaiting report from SPC.	There is an increase in the proportion of population using an improved drinking water source.  Progress to date: <table style="width: 100%; border-collapse: collapse;"> <thead> <tr> <th style="text-align: left;">Phase</th> <th style="text-align: center;">Atafu</th> <th style="text-align: center;">Fakaofu</th> <th style="text-align: center;">Nukunonu</th> </tr> </thead> <tbody> <tr> <td>1</td> <td style="text-align: center;">76%</td> <td style="text-align: center;">95%</td> <td style="text-align: center;">40%</td> </tr> <tr> <td>2</td> <td style="text-align: center;">36%</td> <td style="text-align: center;">40%</td> <td style="text-align: center;">99%</td> </tr> <tr> <td>3</td> <td style="text-align: center;">30%</td> <td style="text-align: center;">60%</td> <td style="text-align: center;">99%</td> </tr> </tbody> </table>	Phase	Atafu	Fakaofu	Nukunonu	1	76%	95%	40%	2	36%	40%	99%	3	30%	60%
Phase	Atafu	Fakaofu	Nukunonu																
1	76%	95%	40%																
2	36%	40%	99%																
3	30%	60%	99%																

## CONSOLIDATED SECTOR REPORT: 1 JANUARY – 30 JUNE 2014

Results Framework – Sustainability: Improved economic, cultural, spiritual and environmental sustainability				
Outcomes	Indicators	Targets	Performance Progress 31 Dec 2013	Performance Progress 30 June 2014
	Increase in proportion of population using an improved sanitation facility	69.4% 2006	No data provided	Increase in proportion of population using flush toilets (average 98.7% of households) as opposed to sea toilets (5 remaining) The proportion of population using an improved sanitation facility has also increase through the installation of first diverters on all atolls. Progress to date: Atafu: 30%, Fakaofu: 60%, Nukunonu: 99%
Improved Disaster Risk Reduction	Status of Tokelau Emergency Plan (TEP)  * UNDAF	TEP updated and implemented by 30 June 2013	National Emergency Plan finalised Draft Tsunami Modelling report completed Draft Becca Engineering Survey Safe Houses Report completed	Same as last report.
	Status of seawall construction of most vulnerable locations in villages.  * UNDAF	Seawalls completed: by June 2015	Ongoing	Ongoing
	No of evacuation drills each year  * UNDAF	At least 2 per year per village	No data provided	1 drill per village during the CDCRM consultations
	No of education & training workshops for safety at sea vs planned programme	At least 2 per annum	FF – 2 workshops completed NN – 2 workshops completed	No workshops for safety at seas during the first 6 months of the year.
	No of DRR training and capacity development programmes conducted.	At least 1 per annum		Training conducted on all 3 atolls during CDCRM Project.
	Integration status of TEP and Dept of Health emergency plans	Plans are integrated by end of TNSP period	No data provided	
	No of weather forecasts issued locally at least once per	At least once a week		Weather forecasts are currently being issued twice a day.

**CONSOLIDATED SECTOR REPORT: 1 JANUARY – 30 JUNE 2014**

<b>Results Framework – Sustainability: Improved economic, cultural, spiritual and environmental sustainability</b>				
<b>Outcomes</b>	<b>Indicators</b>	<b>Targets</b>	<b>Performance Progress 31 Dec 2013</b>	<b>Performance Progress 30 June 2014</b>
	week. Emergency forecasts issued on 4 hourly basis *UNDAF			

## CONSOLIDATED SECTOR REPORT: 1 JANUARY – 30 JUNE 2014

Results Framework – Human Development: Improved Health, Education outcomes and Social Wellbeing of our Communities				
Outcomes	Indicators	Targets	Performance Progress 31 Dec 2013	Performance Progress 30 June 2014
<b>Health</b>				
<b>To protect our population</b>	Health Sector Review complete and agreed recommendations in place	Sept 2013	Litmus was contracted in Dec 2013 to conduct the health review. Review has progressed well with final report on target to be available by 31 March 2014	Not achieved.  Final health review report expected to be received in August following discussion of draft report. Recommendations from report expected to be tabled during the last 2014 General Fono.
	% of adults with Body Mass Index over 35  * JCfD	2% reduction by 30 June 2015	The available baseline data is from the Tokelau stepwise survey in 2005-6. The second stepwise survey is scheduled for second half of 2014 whereby any change will be determined	No data available.  Stepwise survey scheduled to happen in October 2014.
	Reduction in TPRS cases referred to Apia  * JCfD	2% decrease in TPRS cases referred to Apia by June 2015	There has been a reduction in the number of patients referral from previous year and this is reflected in the TPRS expenditure for this first half of the FY	Achieved in the last two FYs – 2012/2013 & 2013/2014  Challenge is to maintain this status and the Department of Health is monitoring this closely.
	No of underweight children under 5 years of age.	Maintain status quo of 0	Status quo 0 maintained	Achieved
	Proportion of population below minimum level of dietary energy consumption.	Maintain status quo of 0	Status quo 0 maintained	Achieved
	Under five mortality rate	Maintain status quo of 0	Status quo 0 maintained	Achieved
	Infant Mortality Rate	Maintain status quo of 0	Infant mortality rate 0	Achieved

## CONSOLIDATED SECTOR REPORT: 1 JANUARY – 30 JUNE 2014

Results Framework – Human Development: Improved Health, Education outcomes and Social Wellbeing of our Communities				
Outcomes	Indicators	Targets	Performance Progress 31 Dec 2013	Performance Progress 30 June 2014
	Proportion of 1 year old children immunized against measles	Maintain status quo of 100%	100% coverage	Achieved
	Reduction in incidence and prevalence of Non Communicable Diseases	2% reduction	<p>Work is ongoing to populate the MedTech database, and the planned stepwise survey for 2014 will provide a more firm figure on the prevalence.</p> <p>However, reports from hospitals on patients turning up for clinics, indicates an increase in the number of patients with NCD</p> <p>Support and commitment is required from all for Tokelau to combat NCDs.</p> <p>The department is planning to implement the PEN program for Tokelau this year to enhance the skills of the local health staffs on management of NCD patients in a more holistic approach</p>	<p>Data not available.</p> <p>Expected to obtain data following the stepwise survey in October 2014.</p> <p>Hospital data indicates there is an increase with new diagnosed cases.</p> <p>Awaiting completion of stepwise survey to obtain an accurate account of new cases of hypertension.</p> <p>However, current data available to the department indicates that there is a need for urgent action to address NCDs in Tokelau.</p> <p>Expected outcome unclear</p>
	Number of new cases of Type 2 diabetics on insulin <span style="background-color: #90ee90;">* JCfD</span>	No new cases emerging at biennial screening		
	Number of new cases of hypertension <span style="background-color: #90ee90;">* JCfD</span>	Fewer than 5 new cases emerge at biennial screening in 2012 and 2014		
	Prevalence and death rates associated with high blood pressure			
	Number of agreed WHO recommendations implemented by Taupulega / GF by June 2014 <span style="background-color: #90ee90;">* JCfD</span>	Alcohol and Tobacco recommendations implemented by 3 Taupulega by June 2014		
	Reduction in prevalence of tobacco use	At least 2% reduction	Data available with establishment of HIMS and Stepwise survey	Data not available. Awaiting completion of Stepwise survey.
	Reduction in prevalence of	2% reduction	Data available with establishment of HIMS	Data not available. Awaiting completion of



## CONSOLIDATED SECTOR REPORT: 1 JANUARY – 30 JUNE 2014

Results Framework – Human Development: Improved Health, Education outcomes and Social Wellbeing of our Communities				
Outcomes	Indicators	Targets	Performance Progress 31 Dec 2013	Performance Progress 30 June 2014
	adult and childhood obesity		and Stepwise survey	Stepwise survey.
	Detection and management for NCD surveillance, reporting and management of communicable diseases	80%	This indicator needs to be revised to ensure that it can be measured. The implementation of PEN later this year will enhance the knowledge of local health staffs for early detection and management of NCD in Tokelau	80% achieved with implementation of the PEN protocol which is currently being piloted.  Note: PEN will be reviewed at the end of 2014.
	Population database with benchmarked indicators that will be able to map, track and detect disease trends	New database developed by June 2013 & updated annually	Revised target of 2014 remains	Outcome unclear. However, there is ongoing population screening and survey to provide data for disease trends in Tokelau.
	Average number of doctor visits per head of population	At least 4 times per annum	Outcome unclear but with the MedTech system, we will be able to pull this out and be able to comment on this indicator	Outcome unclear to Department. Requires reviewing and rewording.
	Maternal Mortality Ratio	Maintain status quo of 0	Status quo 0 maintained	Achieved.
	Proportion of births attended by skilled health personnel	Maintain status quo of 100%	100%	Achieved.
	HIV/AIDS prevalence among pregnant women aged 15/24 years	Maintain status quo of 0	Status quo 0 maintained	Achieved.
	Proportion of population aged 15-24 years with comprehensive correct knowledge of HIV/AIDS	Maintain status quo of 100%	After the health training in Apia on STI/HIV and AIDS, train the trainers program, the expectation was for these village participants to continue the training at their respective villages	Achieved. This is based on the departments experience working with the communities.  Difficulty in measuring this indicator and therefore should be reviewed and reworded.

## CONSOLIDATED SECTOR REPORT: 1 JANUARY – 30 JUNE 2014

Results Framework – Human Development: Improved Health, Education outcomes and Social Wellbeing of our Communities				
Outcomes	Indicators	Targets	Performance Progress 31 Dec 2013	Performance Progress 30 June 2014
			<p>In Sept 2013 the national health team visited the 3 villages and implemented community discussion and training for youth.</p> <p>The indication from these activities that people are aware of the disease but need more information to enhance their knowledge</p> <p>Further training is planned for youths and health professionals</p>	
	Proportion of tuberculosis cases detected and cured under directly observed treatment short course	Maintain status quo of 0	Status quo 0 maintained	Achieved.
	Prevalence and death rates associated with diabetes.		Once the MedTech system has been fully populated progress on this indicator will be available.	Outcome unclear and needs revising and rewording. However work is ongoing to reduce death rates associated with diabetes as well as populating Medtech.
Develop our workforce	No of health trainees who successfully complete study and return to work for the TPS.	11 health trainees ( 1 medical doctor, 3practitioner nurses, 3 general nurses, 1 biomedical technician, 1 eye care technician, 1 post graduate eye care technician, 1 dental therapist.)	<p>There was no funding available for training of new health professionals this FY so the department is looking at regional organizations for support especially for ongoing capacity development of current health staff</p> <p>Atafu and Fakaofu continue to sponsor new trainees for their respective hospitals</p> <p>The Education department continues to fund health training of new professionals</p>	<p>Partially achieved with 1 Nurse practitioner and 2 eye technicians (undergraduate)</p> <p>Also expected to graduate are, 3 nurses at the end of 2015 and 1 medical officer at the end of 2016.</p> <p>Other trainees are expected to commence in 2015 and thereafter.</p>

## CONSOLIDATED SECTOR REPORT: 1 JANUARY – 30 JUNE 2014

Results Framework – Human Development: Improved Health, Education outcomes and Social Wellbeing of our Communities				
Outcomes	Indicators	Targets	Performance Progress 31 Dec 2013	Performance Progress 30 June 2014
			under the Tokelau scholarship scheme.	
	Number of employed people with degree level education	2011 Census data	Development of Nurse aide program to improve their knowledge and their attained qualification will move them to another level with minimum skills needed for the job.	Outcome unclear. However, ratio of qualified to non-qualified personnel has improved.
Education				
Improved Education Outcomes	Improved literacy in both Tokelau and English at specific levels  * JCfD	All Years 4 and Year 6 have at least moderate (Level 3) <sup>3</sup> literacy levels by 30 June 2015	To be reported in the other half of the financial year.  Note: Tokelau Achievement and Progression Assessments (TAPA) report to be released in Feb 2014.	<b>TAPA Results for 2013 indicates:</b> <b>Year 4</b> 2010    2011    2012    2013 Eng (%)    13        30        54        37 Tok (%)    13        37        25        63  <b>Year 6</b> 2010    2011    2012    2013 Eng (%)    40        54        41        47 Tok (%)    45        78        35        37
	Improved numeracy at specific levels  * JCfD	All Years 4 and Year 6 have at least moderate (Level 3) <sup>4</sup> numeracy levels by 30 June 2015	To be reported in the other half of the financial year.  Note: Tokelau Achievement and Progression Assessments (TAPA) report to be released in Feb 2014.	<b>TAPA Results for 2013 indicates:</b> <b>Year 4</b> 2010    2011    2012    2013 Math(%)    7         25        50        33 <b>Year 6</b> 2010    2011    2012    2013 Math(%)    0         21        35        52.6
	Literacy rate of 15-24 year old women & men	100%	No change in progress from last progress report  Data updated at next Census 2016	No data/information provided.

<sup>3</sup> As per Tokelau Achievement and Progress Assessments (TAPA) level – 41 – 75% range

<sup>4</sup> As per Tokelau Achievement and Progress Assessments (TAPA) level – 41 – 75% range

## CONSOLIDATED SECTOR REPORT: 1 JANUARY – 30 JUNE 2014

Results Framework – Human Development: Improved Health, Education outcomes and Social Wellbeing of our Communities				
Outcomes	Indicators	Targets	Performance Progress 31 Dec 2013	Performance Progress 30 June 2014
	Technical Vocational Education and Training focused Community-based training programmes implemented  <span style="background-color: #90ee90;">* JCfD</span>	2 programmes annually for each Nuku implemented by 30 June 2015	Vaka Restoration Project deferred for next FY.  In Atafu, an on the job training programme set up for 4 local boys/men to be trained by qualified PACC+ tradesman on basic plumbing, spouting, installing first flush devices, concrete tank painting etc  Also in Atafu, a programme in place for Yr 12 students not at USP to be trained by a master carver	This project has been deferred.
	Proportion of students commencing Year 1 and reaching Year 8  <span style="background-color: #90ee90;">* JCfD</span> <span style="background-color: #00b0f0;">* MDG</span>	95% (MDG measure) at 30 <sup>th</sup> June 2015	This measure is not applicable to Tokelau as students “missing” at year 8 are not enrolled at school as they have migrated to NZ.	Same as last reported
	Net enrolment ratio in primary education	100%	100% compulsory enrolment School Census Survey for 3 schools.	100% compulsory enrolment School Census Survey for 3 schools.
	Ratio of girls to boys in primary school, secondary and tertiary education		2013: Primary Boys : Girls 60:40 Secondary: 60:40 Boys: Girls  (School Census Survey)	2013 figures are current until the 2014 School Census Survey is compiled.
	%age. of students proceeding beyond Year 11	95% by June 2015	Yet to be announced: enrolments for 2014 to Transition/USP Prelim Program will determine % of students proceeding beyond Y11	%age of students moving to transition and to the Preliminary Programme at USP is 66%
	Pathway of learning for students after leaving school.		Work to start with PMU on setting up EMIS system to allow Department to keep track of students. Progress of this work on the next sector report.	Ongoing

## CONSOLIDATED SECTOR REPORT: 1 JANUARY – 30 JUNE 2014

Results Framework – Human Development: Improved Health, Education outcomes and Social Wellbeing of our Communities				
Outcomes	Indicators	Targets	Performance Progress 31 Dec 2013	Performance Progress 30 June 2014
	%age. of students passing Year 11 Maths, Tokelau and English.	65% by 2015	<b>2013</b> Maths=62% English=57% Tokelau=62% Note: a pass here is based on the moderation system used to mark the Y11 National examination of a mean of 45 and a s.d of 15(as agreed with SPBEA& USP)  Also results are also affected due to low completion rates of internal assessments from some schools.	Same data as last reported
	Completion rate of Scholarship students graduating from tertiary and vocational training courses.  * JCFD	75% by 30 June 2015	Intake of scholarships 2013 were 20. Continuing Students:10 Deferred Students: 2 Terminated: 5 Graduated: 3 New scholarship awards: 6  (GoT Scholarship Scheme-Department of Education).	As at end of this period:  19 Students on Scholarships  18 Continuing 1 Terminated 1 Graduated  1 New Scholarship awards
	Review status of Govt of Tokelau Scholarship Policy in alignment with HRCDP	Review completed and endorsed by end of TNSP period	TOR completed and adopted by Committee	TOR completed and adopted by Committee
	Proportion of Primary School Teachers with at least certificate level teacher training qualifications  * JCFD	80% by June 2015	2013- Primary teachers 55%  Note: decrease due to the presence of teacher aides sharing teaching duties with qualified teachers: Otherwise, there were exactly 11 qualified teachers teaching in the primary levels across the 3 schools in Tokelau.	65% with 2 new qualified primary school teachers .

**CONSOLIDATED SECTOR REPORT: 1 JANUARY – 30 JUNE 2014**

Results Framework – Human Development: Improved Health, Education outcomes and Social Wellbeing of our Communities				
Outcomes	Indicators	Targets	Performance Progress 31 Dec 2013	Performance Progress 30 June 2014
<b>Community Based Organisations</b>				
<p align="center">Enhancing the role of CBOs in ensuring that individuals and groups have opportunities that will better equip them to respond to complex issues</p>	No of CBO projects funded by external agencies for completion each financial year	At least 1 additional project each FY	<p>SPC funded water management programme, aided by EDNRE</p> <p>2013 World Food Day - FAO</p>	<p>Sports:</p> <ul style="list-style-type: none"> <li>- K-Sport ITTF Oceania Table Tennis Championships – Bendigo Australia</li> <li>- Oceania National Olympic Committee meeting AGM – Guam- 2k grant offer (not attended)</li> </ul>
	<p>Number of CBO members who have participated in good governance activities increase over the TNSP period</p> <p>* UNDAF</p>	Each CBO executive committee member participates in at least 1 GG training activity by 30 June 2015		<p>Sports:</p> <ul style="list-style-type: none"> <li>- Attendance at the Oceania Table Tennis AGM – Tokelau Representative appointed into Oceania Table Tennis Management Committee</li> <li>- Monthly teleconferences took place up to May</li> <li>- Sport Executives Meetings – Feb and March 2014</li> <li>- Constitution consultations May/June</li> </ul> <p>Total of 4 CBO representatives from the 3 villages also participated in the Public Service Good Governance Training for Trainers in April 2014</p>
	Increase of qualified Coaches and Officials	50% increase by end of TNSP period	<ul style="list-style-type: none"> <li>• 1x Advance Sport Management Graduate</li> <li>• 1x Trained Community Sport educators facilitator- working towards accreditation</li> </ul> <p>Both co-funded by Oceania sport education program (OSEP)</p> <p>Note: Baseline of 0 qualified Coaches and Officials in 2009.</p>	No new additional coaches and officials during the period

## CONSOLIDATED SECTOR REPORT: 1 JANUARY – 30 JUNE 2014

Results Framework – Human Development: Improved Health, Education outcomes and Social Wellbeing of our Communities				
Outcomes	Indicators	Targets	Performance Progress 31 Dec 2013	Performance Progress 30 June 2014
	The participation at local and regional competitions increase by 50% each year	50% increase by end of TNSP period	Held on Nukunonu pre national games- July 2013 <ul style="list-style-type: none"> <li>10 participants: Netball Umpires level 1 basic training course</li> <li>6 participants Rugby League match officials training</li> <li>6 participants Table Tennis match officials training</li> </ul> 300 athletes, 20 officials, participants at the Tokelau National Games	Sport: <ul style="list-style-type: none"> <li>First time participation at the Oceania Wrestling Championships – Pago Pago. First Gold medal for Tokelau at any Oceania Games which qualified Tokelau to participate in World Wrestling Championships</li> <li>First time participation at the Oceania Table tennis Championships – Bendigo, Australia</li> </ul>
	%age increase in awareness of services and legal systems available for reporting crimes against women and children	At least 1 related community awareness programme per FY  %age increase in workshop/consultation participants	No data provided	
	Number of female trained counsellors	At least 3 by 2015	No females trained counsellors. Working towards 3 by 2015.	Same as last reported.
	Increase in no of women employed at village level in non-agriculture sector	40% increase by 2015	2006: 362 employed people in Tokelau, 130 were female.  2011: 478 employed people in Tokelau, 197 of these were female.  51.5% increase in number of females employed in Tokelau between 2006 and 2011 Censuses.	Same as last reported
	Decrease in no of women with NCDs	60% decrease	No data available	No data available. Data expected to be available from Department of Health in October.
	Number of women delegates to General Fono	At least 6 by end of 2015(30%)	3 women out of 21 General Fono delegates (14%). Still working towards target though	Same as last reported.

## CONSOLIDATED SECTOR REPORT: 1 JANUARY – 30 JUNE 2014

Results Framework – Human Development: Improved Health, Education outcomes and Social Wellbeing of our Communities																								
Outcomes	Indicators	Targets	Performance Progress 31 Dec 2013	Performance Progress 30 June 2014																				
			unlikely to achieve this due to tradition and village rules on Taupulega membership																					
	Number of women in Taupulega	At least 6	Nukunonu-7/35 members 1 woman represented at the Taupulega meeting of Fakaofu No women in Atafu	Same as last reported																				
	Status of Youth Constitution/Policy and Constitution/Policy for women	Policies developed and implemented by June 2015	No change from last progress report	Policy continues to be implemented at the village level.																				
	%age decrease in decrease in no of serious crimes reported each year	30% 10% 10% decrease	No data for 'serious crimes' only. For all cases filed the data is as follows:  <table style="margin-left: auto; margin-right: auto; border-collapse: collapse;"> <tr> <td></td> <td style="text-align: center;">2011/12:</td> <td style="text-align: center;">2012/13</td> <td style="text-align: center;">%+/-</td> </tr> <tr> <td>Atafu</td> <td style="text-align: center;">46</td> <td style="text-align: center;">50</td> <td style="text-align: center;">9 +</td> </tr> <tr> <td>Nukunonu</td> <td style="text-align: center;">14</td> <td style="text-align: center;">16</td> <td style="text-align: center;">14+</td> </tr> <tr> <td>Fakaofu</td> <td style="text-align: center;">25</td> <td style="text-align: center;">59</td> <td style="text-align: center;">136 +</td> </tr> <tr> <td><b>Total</b></td> <td style="text-align: center;"><b>85</b></td> <td style="text-align: center;"><b>125</b></td> <td style="text-align: center;"><b>47+</b></td> </tr> </table>		2011/12:	2012/13	%+/-	Atafu	46	50	9 +	Nukunonu	14	16	14+	Fakaofu	25	59	136 +	<b>Total</b>	<b>85</b>	<b>125</b>	<b>47+</b>	Same as last reported
	2011/12:	2012/13	%+/-																					
Atafu	46	50	9 +																					
Nukunonu	14	16	14+																					
Fakaofu	25	59	136 +																					
<b>Total</b>	<b>85</b>	<b>125</b>	<b>47+</b>																					
	%age decrease in the no of serious crimes reported to be committed by youth offenders	10% decrease	No data for 'serious crimes' only. For all cases filed where accused is 18 years and under the data is as follows:  <table style="margin-left: auto; margin-right: auto; border-collapse: collapse;"> <tr> <td></td> <td style="text-align: center;">2011/12:</td> <td style="text-align: center;">2012/13</td> <td style="text-align: center;">%+/-</td> </tr> <tr> <td>Atafu</td> <td style="text-align: center;">10</td> <td style="text-align: center;">8</td> <td style="text-align: center;">20 -</td> </tr> <tr> <td>Nukunonu</td> <td style="text-align: center;">1</td> <td style="text-align: center;">3</td> <td style="text-align: center;">200 +</td> </tr> <tr> <td>Fakaofu</td> <td style="text-align: center;">15</td> <td style="text-align: center;">12</td> <td style="text-align: center;">20 +</td> </tr> <tr> <td><b>Total</b></td> <td style="text-align: center;"><b>26</b></td> <td style="text-align: center;"><b>23</b></td> <td style="text-align: center;"><b>12 -</b></td> </tr> </table>		2011/12:	2012/13	%+/-	Atafu	10	8	20 -	Nukunonu	1	3	200 +	Fakaofu	15	12	20 +	<b>Total</b>	<b>26</b>	<b>23</b>	<b>12 -</b>	Same as last reported
	2011/12:	2012/13	%+/-																					
Atafu	10	8	20 -																					
Nukunonu	1	3	200 +																					
Fakaofu	15	12	20 +																					
<b>Total</b>	<b>26</b>	<b>23</b>	<b>12 -</b>																					
	%age decrease in no of sex abuse cases against children	Baseline 10% decrease	To be confirmed when the Tokelau Judicial Annual Report 2012/13 is ready and	No cases reported. Awaiting data from courts to confirm this.																				



**CONSOLIDATED SECTOR REPORT: 1 JANUARY – 30 JUNE 2014**

<b>Results Framework – Human Development: Improved Health, Education outcomes and Social Wellbeing of our Communities</b>				
<b>Outcomes</b>	<b>Indicators</b>	<b>Targets</b>	<b>Performance Progress 31 Dec 2013</b>	<b>Performance Progress 30 June 2014</b>
			published.	
	Decrease in no. of suicide incidences	Baseline 10% decrease	None this period (to be confirmed by police and health)	None this period (to be confirmed by police and health)

**CONSOLIDATED SECTOR REPORT: 1 JANUARY – 30 JUNE 2014**

Human Capacity Development				
Enhancing Human Capabilities of the Tokelau Public Service	Depts that have instituted staff development programmes		No progress nationally	Same as last reported.
	National HR Capacity and Development Plan developed and implemented * Jcfd	Plan developed and implementation to commence by 30 June 2013	Template for the HRCDP developed and ready for consultations with villages and departments	Consultations already carried out on the three villages with the 3 Taupulega, 3 Fatupaepae, general workers, and public services on the HRCD plan.  Some information received from department regarding their capacity development needs both short and long terms.
	Status of establishing National Committee (Scholarship Committee) for NHRCD Plan	Implemented by end of 2014	Not yet implemented. Implementation in the 2014/2015 FY	Same as last reported.
	Status of performance review process	Performance Review Process implemented at all levels of TPS incl Taupulega Office	Fakaofu performance review completed.	All Departments and Villages will be ready to carry out performance reviewed for all employees before end of April 2015 using the performance review system introduced during the June 2014 consultations.
	Recruitment needs identified and carried out following due processes and on timely manner	90% of established positions are occupied	Recruitment process ongoing.	Ongoing support provided to departments and villages on recruitment needs.  All Director posts occupied with the exemption of the GM Teletok who is expected to start in August 2014.

## CONSOLIDATED SECTOR REPORT: 1 JANUARY – 30 JUNE 2014

Results Framework – Sustainability: Improved economic, cultural, spiritual and environmental sustainability				
Outcomes	Indicators	Targets	Performance Progress 30 June 2013	Performance Progress 31 Dec 2013
<b>Village Economic Development</b>				
<b>Enhancing Village Economic Opportunities for all</b>	Complete legislation and policy framework to support small business development	By June 2015	No data provided	
	Annual workshops on business development <i>* JCFD</i>	Annual provision of 1workshop for CBOs per Nuku	Small Business Development Workshop held in Oct 2013 in Nukunonu. 10 participants from each nuku attended.	
	Ongoing and up-to-date Business Register recording vital details of enterprises established <i>* JCFD</i>	Register established 31 Dec 2013 Register up-to-date 30 June 2015		
	Number of women owning businesses by June 2015	3 by June 2015	No change from last report	
	Increase and/or development of tourist operators.	10 operators by June 2013	No change from last report	
<b>Language and Cultural Heritage</b>				
<b>Improve Cultural sustainability</b>	Status of Tokelau Language Commission	Active by June 2013	TOR for Commission completed inaugural meeting Sept 2013 cancelled.	Ongoing
	Establishment of village community cultural plan	Annual cultural plans @ 1 <sup>st</sup> July each year	Village Cultural Plans with activities completed	
	No of Cultural Events held and attended	At least 1 event each FY	Cultural events on each village meets this target	

## CONSOLIDATED SECTOR REPORT: 1 JANUARY – 30 JUNE 2014

Results Framework – Sustainability: Improved economic, cultural, spiritual and environmental sustainability				
Outcomes	Indicators	Targets	Performance Progress 30 June 2013	Performance Progress 31 Dec 2013
	Improvement in literacy levels in Tokelau language	2006 – proportion of total population able to speak Tokelauan 96.1%	2011 – 94.1% of population able to speak Tokelauan	No new data/information provided
Agriculture, Fisheries and Environment				
Improve environmental sustainability	Increase in proportion of land area planted in local crops	EDNRE to confirm target and baseline data	No change from last report	Villages have confired with EDNRE that all 1000 (per village) coconut seedlings were planted on family land.
	Increase in proportion of land area planted for coastal management	2% increase	No change from last report	To be implemented following FAO consultations planned for August.
	Increase in crop and animal diversity <b>* UNDAF</b>	25% increase  10% increase in meat (pork) and eggs produced locally	295 seedlings from 5 species of edible plants arrived from SPC in October and are nurtured at the Nukunonu Fatupaepae garden greenhouse awaiting distribution to the three villages	No data/information provided.
	Sand and coral mining plans completed and endorsed <b>* UNDAF</b>	50% by end of 2017  10% reduction in infringements		
	Sustainable fisheries policy and regulations in place and being implemented <b>* UNDAF</b>	Dec 2013  By laws developed, endorsed and enforced for each of the 3 atolls  Fisheries Committees established on each of the 3 atolls are functional	Policy being implemented	Ongoing implementation of the policy.
	Increase in revenue from fisheries <b>* JCFD</b>	50% increase by June 2015	Steadily increasing and have exceeded the 50% target by 2015.	Status remains the same as last reported.

## CONSOLIDATED SECTOR REPORT: 1 JANUARY – 30 JUNE 2014

Results Framework – Sustainability: Improved economic, cultural, spiritual and environmental sustainability				
Outcomes	Indicators	Targets	Performance Progress 30 June 2013	Performance Progress 31 Dec 2013
	Inshore fisheries management policy is in place  Village inshore fisheries management plans adopted  <b>*UNDAF</b>	Policy developed and implemented 30 June by 2015  3 village in-shore management plans in place (1 per atoll)	Taupulega have endorsed the respective inshore fisheries plans and being implemented.	Policy developed and is being implemented.
	Offshore management plan endorsed  <b>*UNDAF</b>		Completed and implemented	Completed and implemented
	Situational analysis and stocktaking of all marine resources, reefs, lagoons and outer reefs undertaken  <b>*UNDAF</b>		Analysis completed by SPC	Analysis completed by SPC
	Monitoring systems on all 3 atolls  <b>*UNDAF</b>	By end of 2016	No data available	No data available
	Feasibility study for clam hatchery undertaken and hatchery established.  <b>*UNDAF</b>		No data available	No data available
	Proportion of fish stocks within safe biological limits		No issues with proportion of fish stocks in regards to Tokelau food security within both inshore and offshore fisheries.	Ongoing daily data collection to ensure food security and sustainability. So far there has been no issue.
	Proportion of total water resources used		No data available	

**CONSOLIDATED SECTOR REPORT: 1 JANUARY – 30 JUNE 2014**

Results Framework – Sustainability: Improved economic, cultural, spiritual and environmental sustainability				
Outcomes	Indicators	Targets	Performance Progress 30 June 2013	Performance Progress 31 Dec 2013
	Proportion of Terrestrial & marine protected areas  * UNDAF	MPA's identified, secured and enforced	Conservation areas Fakaofu – Southern side Nukunonu – need to reinforce Atafu – Northern side	Same as last reported
	New EEZ regulations endorsed and in force under arrangement for participation of Tokelau in Palau Vessel Day Scheme between the PNA and Tokelau by 31 Dec 2013  * JCJD	New EEZ regulations in place, implemented including foreign licensing under PNA for participation of Tokelau in Palau Vessel Day Scheme by 31 Dec 2013	Completed	Completed
	No. of Climate Change adaptation projects	At least 2 by June 2015	Water Project ongoing Seawalls ongoing.	CDCRM Project by NZMFAT and implementation by Samoa Red Cross Society.
	Increase in no of EEZ violation prosecutions	50% increase by June 2015	No violations reported.	No violations reported.  <i>Note: Level of IUU fishing that relates to fishing without licenses inside particular EEZs is decreasing throughout the Pacific due to following factors:</i> <ul style="list-style-type: none"> <li>- Observers on all purse seiners</li> <li>- VDS on all fishing vessels</li> <li>- Improved aerial and surface surveillance.</li> </ul> <i>Tokelau has benefited from all these initiatives and especially from the FFA members working more closely together on MCS matters.</i>
	Status of Climate Change policy and plan of action	Policy and plan of action developed and implemented by 30 June 2013	Yet to be developed	Yet to be developed

## CONSOLIDATED SECTOR REPORT: 1 JANUARY – 30 JUNE 2014

Results Framework – Sustainability: Improved economic, cultural, spiritual and environmental sustainability				
Outcomes	Indicators	Targets	Performance Progress 30 June 2013	Performance Progress 31 Dec 2013
	Status of Climate Change Strategy (UNDAF)	At least 3 sectoral regulations developed by 2017		
<b>Waste Management</b>				
<b>Improve waste management to ensure a clean and safe Tokelau</b>	Villages Waste Recycling Depots fully operational by 31 Dec 2012  * JCFD	Solid waste minimisation programme operating in all 3 villages by 30 June 2015	Environment Division fully operational but no data as evidence that solid waste minimisation programme being implemented.	Transportation of solid waste to Samoa is ongoing.
	Reduction of number of household that burn or bury their household waste	10% by June 2015	Ongoing work by village waste management staff collecting wastes for sorting at recycling depots.	Ongoing
	Status of national waste management policy	Policy developed and implemented by end of June 2015	Workshops rescheduled to end of May.	Yet to be implemented due to competing priorities by the villages
	Increase in proportion of population using an improved drinking water source		No data. Awaiting report from SPC.	Progress to date: Phase    Atafu    Fakaofu    Nukunonu 1           76%      95%      40% 2           36%      40%      99% 3           30%      60%      99%
	Increase in proportion of population using an improved sanitation facility	69.4% 2006	No data provided	Base on above figures, completion of Phase 3 is indicative of proportion of population using improved sanitation – Atafu: 30%, Fakaofu: 60%, Nukunonu: 99%
<b>Improved Disaster Risk Reduction</b>	Status of Tokelau Emergency Plan (TEP)  * UNDAF	TEP updated and implemented by 30 June 2013	National Emergency Plan finalised Draft Tsunami Modelling report completed Draft Becca Engineering Survey Safe Houses Report completed	Same as last report.

## CONSOLIDATED SECTOR REPORT: 1 JANUARY – 30 JUNE 2014

Results Framework – Sustainability: Improved economic, cultural, spiritual and environmental sustainability				
Outcomes	Indicators	Targets	Performance Progress 30 June 2013	Performance Progress 31 Dec 2013
	Status of seawall construction of most vulnerable locations in villages.  * UNDAF	Seawalls completed: by June 2015	Ongoing	Ongoing
	No of evacuation drills each year * UNDAF	At least 2 per year per village	No data provided	1 drill per village during the CDCRM consultations
	No of education & training workshops for safety at sea vs planned programme	At least 2 per annum	FF – 2 workshops completed NN – 2 workshops completed	No workshops for safety at seas during the first 6 months of the year.
	Integration status of TEP and Dept of Health emergency plans	Plans are integrated by end of TNSP period	No data provided	
	No of weather forecasts issued locally at least once per week.  Emergency forecasts issued on 4 hourly basis *UNDAF	At least once a week		Weather forecasts are currently being issued two a day.



## CONSOLIDATED SECTOR REPORT: 1 JANUARY – 30 JUNE 2014

### APPENDIX 2: TOKELAU & NEW ZEALAND JOINT COMMITMENT FOR DEVELOPMENT: RESULTS FRAMEWORK RESULTS AS AT 30 JUNE 2014

#### 1) Long Term Development Outcomes

Results Measurement							
Outcomes (Focus)	Indicators	Targets	Baseline information	Methodology & Data Sources	Progress to 30 June 2013	Progress to 31 Dec 2013	Progress to 30 June 2014
Sustainable Economic Development	Long Term Transport Solution in Place (Shipping, Air Services)	30 June, 2015		Dept Transport / MFAT	PB Matua contract 2 years from May 2012  Air Services agreed on hold.	PB Matua contract in place  New Vessel scheduled to be delivered to service to Apia/Tokelau in March 2015.  Air Services agreed on hold	Long Term Transport Solution in place with PB Matua contract extended to March 2015
	Reduced imports of diesel for electricity production	85% fewer litres of diesel imported for electricity production by 2015	2011 30 drums fuel per village	Dept Energy	83% reduction in amount of diesel imported (5 drums diesel per village)	No change from last report. %age maintained.	Target achieved with about 91% reduction in diesel importation.
	% Increased revenue through fisheries	50% increase in fisheries revenue by 30 June 2015	EEZ fees 2010/11FY \$679,000	EDNRE / Dept of Finance	2012/13FY \$4,015,990 591% increase since 2010/11FY	Steadily increasing and have exceeded the 50% target by 2015.	Status remains as last reported
Good Governance	Improved Public Expenditure and Financial Accountability (PEFA) rating over time	Improved PEFA rating in 5 years		PMU / Finance	To be implemented following completion of PEFA	To be implemented following completion of PEFA	To be implemented following completion of PEFA
Human Development	Proportion of students (boys/girls) starting Year 1	95% at 30 June 2015		Dept Education	2012 – FF 40%; NN 100%; AA 67%	Data pending	Data pending

**CONSOLIDATED SECTOR REPORT: 1 JANUARY – 30 JUNE 2014**

Results Measurement							
Outcomes (Focus)	Indicators	Targets	Baseline information	Methodology & Data Sources	Progress to 30 June 2013	Progress to 31 Dec 2013	Progress to 30 June 2014
	who reach Year 8						
	Completion rate of Scholarship students graduating from tertiary and vocational training courses	75% by 30 June 2015			Data pending	Intake of scholarships 2013 were 20. Continuing Students:10 Deferred Students: 2 Terminated: 5 Graduated: 3 New scholarship awards: 6  (GoT Scholarship Scheme-Department of Education).	Provisional figures: Total Scholarships – 19 Continuing – 16 (+2) Deffered – 0 Terminated – 1 Graduated – 1  New Scholarships – 1  (GoT Scholarship Scheme-Department of Education).
	Proportion of Primary School teachers with at least certificate level teacher training qualifications	80% by 30 June 2015			2011 – 53% Tokelau primary teachers qualified 2012 – 62% Tokelau primary teachers qualified	2013- Primary teachers 55%  Note: decrease due to the presence of teacher aides sharing teaching duties with qualified teachers: Otherwise, there were exactly 11 qualified teachers teaching in the primary levels across the 3 schools in Tokelau.	59% with 2 new qualified primary school teachers :13/22
	% of adults with BMI over 35	2% reduction by June 2015		Dept Health	Waiting on implementation of HIS for data	Waiting on implementation of HIS for data	No Data available. Awaiting Stepwise survey in Oct 2014

## CONSOLIDATED SECTOR REPORT: 1 JANUARY – 30 JUNE 2014

### 2) Sector Focused Outcomes

Results Measurement									
Sector	Outcomes	Indicators	Targets	Baseline Information	Methodology & Data Sources	Progress to 30 June 2013	Progress to 31 Dec 2013	Progress to 30 June 2014	
Transport	Reliable, safe, efficient and appropriate transport	Transport services in place that meet Tokelau's needs	Short term shipping in place by 31 July 2012	N/A	MFAT / Dept of Transport	Completed in July 2012 when PB Matua arrived in Apia and undertook its maiden voyage.	Completed	Completed	
			Long term Transport service in place that meets Tokelau's needs 31 May 2014		MFAT / Dept of Transport	Procurement of the new vessel is underway – date of completion likely to be Dec 2014	Completion date shifted to March 2015	Long Term Transport Service in place with arrival of new ship expected in March 2015	
			Air Services in place that meet Tokelau's needs 30 June 2015		MFAT / Dept of Transport	Agreed with Council and MFAT that this will be put on hold.	No change	No Change	
		% accuracy rate between passengers and cargo manifests and revenue collected	100% accuracy rate between passengers and cargo manifests and revenue collected by 31 Dec 2012		Dept of Transport	At the national level, the procedure we have in place for charging / collecting boat fares and cargo freight whereby Transport Dept charges / collects and Finance Dept checks and verifies should achieve a 100% accuracy rate.	An ongoing process for Finance and TSS departments to reconcile records to ensure 100% accuracy.	New system in place ensures 100% accuracy rate for passenger ticketing only from Apia Office. System to be implemented in villages Cargo system pending	
		Cost recovery from St Theresa charters	Total cost recovery from St	Cost recovery rate			Recovery level is 46% due to cargo volume and	St Theresa no longer chartered.	Same

**CONSOLIDATED SECTOR REPORT: 1 JANUARY – 30 JUNE 2014**

Results Measurement								
Sector	Outcomes	Indicators	Targets	Baseline Information	Methodology & Data Sources	Progress to 30 June 2013	Progress to 31 Dec 2013	Progress to 30 June 2014
			Theresa charters 30 June 2014	in 2011-12		operation inefficiency. St Theresa charter not renewed and finished March 2013		
		Reduced number of additional charters	Number of additional charters reduced from 33 in 2011-12 to 13 in 2013-14.	33 chartered voyages in 2011-12		External charters for 2012/13FY Lady Naomi – 5 Samoa Express – 4 St Theresa - 5	External Charters during the period are: MV Lady Naomi – 3 Samoa Express – 4 Lady Naomi Charter operated in July 2013 to accommodate Tokelau National Sport Event. On track to meet target (13 charters or less)	External Charters during the period are: 11 external charters during the period: MV Lady Naomi – 05 Samoa Express – 06  ie. <b>Total of 18 charters during the period 2013-2014</b>
		Agreed recommendations of Internal Maritime Safety Report (July 2010) completed, including ship to shore infrastructure	Agreed recommendations of Internal Maritime Safety Report (July 2010) completed, including ship to shore infrastructure by 31 Dec 2012		Dept of Transport	Activities completed include: - New barges acquired in 2011/12 for Nukunonu and Atafu unsuitable and new barges on order for all 3 atolls with delivery of first one due Nov 2013 - Survey for Fakaofu existing barges done - Emergency equipment eg. Lifejackets supplied	Frist of 3 new barges expected to be delivered March 2014  Equipment to do upgrade works on wharfs and channels already acquired and are on atoll.	1 <sup>st</sup> of the three new barges completed and is in transit in Apia. This one has been allocated to Nukunonu.  2 <sup>nd</sup> new barge under construction and scheduled to be delivered to Fakaofu in August

**CONSOLIDATED SECTOR REPORT: 1 JANUARY – 30 JUNE 2014**

Results Measurement								
Sector	Outcomes	Indicators	Targets	Baseline Information	Methodology & Data Sources	Progress to 30 June 2013	Progress to 31 Dec 2013	Progress to 30 June 2014
						(20 per village) - Distribution of handheld radios to improve communication between shore and vessel supplied (4 per village).		2014.  3 <sup>rd</sup> new barge expected to be constructed in August and completed in October 2014 for delivery to Atafu
Renewable Energy	Reliable, efficient and appropriate energy	Improved energy efficiency through maximum use of renewable energy	90% renewable energy use 30 June 2013	amount litres diesel in 2010	Source: Dept of Energy / Support Services	A Solar system was installed on all three atolls during the period with all households connected and now using electricity sourced through this system. The Dept is now focusing on developing a replacement for diesel through the use of bio-fuel	Strengthening back up generator of existing renewable system to enhance battery life in progress. Alternative methods of RE backup in progress.	Annual average solar generation output is 92% to June 2014 – M & M Report.  New generator installations to be operational by 30 July 2014 and expected to significantly stabilize the battery SOH.
Fisheries	Sustainable management of Tokelau's fisheries achieves maximum revenue and food security	New EEZ regulations endorsed and are in force under the arrangement for participation of Tokelau in Palau Vessel Day Scheme between the PNA and Tokelau by 31 January	New EEZ regulations in place and being implemented, including foreign licensing under the arrangement with PNA for the participation of	Source: Tokelau Annual report to WCPFC	Source: Dept of ENDRE / OCOG	The Tokelau EEZ Fishing Regulations 2012 endorsed 24 Sept 2012. Tokelau formally signed the Arrangement for the Participation in the Palau Arrangement Vessel Day Scheme between the Parties to the Nauru	Completed	Completed

## CONSOLIDATED SECTOR REPORT: 1 JANUARY – 30 JUNE 2014

Results Measurement								
Sector	Outcomes	Indicators	Targets	Baseline Information	Methodology & Data Sources	Progress to 30 June 2013	Progress to 31 Dec 2013	Progress to 30 June 2014
		2013	Tokelau in the Palau Vessel Day Scheme by 31 Dec 2013			Agreement (PNA) and Tokelau in May 2012. The foreign licensing under the PNA started in January 2013.		
Environment	Solid waste minimisation programme in place and implemented throughout all Villages	Villages Waste Recycling Depots fully operational by 31 Dec 2012	Solid waste minimisation programme operating in all 3 villages by 30 June 2015		Dept of EDNRE / Villages	Yet to commence. Environment Division established tasked with responsibilities for this activity. Tractors and trailers on each village to assist with recycling depot being semi-operational. Waste management workshop deferred from May to Nov 2013	Data pending	Transportation of solid waste to Samoa is ongoing on an ad hoc basis. Solid waste minimisation programme yet to be implemented.
Sustainable Economic Development	Relevant and on-going business development and management support provided to all community based organisations	Annual workshops on business development	Annual provision of 1workshop for CBOs per Nuku		Dept of EDNRE / Villages	Yet to commence. Workshop planned for Sept – Oct 2013	Small Business Development Workshop held in Oct 2013 in Nukunonu. 10 participants from each nuku attended.	Workshop for 2014 yet to be conducted.
		Ongoing and up-to-date Business Register recording vital details of enterprises	Register established 31 Dec 2013	No of businesses in 2010	EDNRE / Villages	Register yet to be established. Information to begin registry to be collected during first	Data pending	EDNRE maintains a simple register of businesses for

## CONSOLIDATED SECTOR REPORT: 1 JANUARY – 30 JUNE 2014

Results Measurement								
Sector	Outcomes	Indicators	Targets	Baseline Information	Methodology & Data Sources	Progress to 30 June 2013	Progress to 31 Dec 2013	Progress to 30 June 2014
		established	Register up-to-date 30 June 2015			workshop planned Oct 2013		each nuku.
<b>Infrastructure Development</b>	Adequate and efficient infrastructure provides Tokelauans with a quality standard of living	Number of school and hospital projects completed	2 schools & 1 hospital by 30 June 2013		IDP Completion Report	1 x school and 1 x hospital due to be opened October 2013. 1 x school (Fakaofu) behind schedule and aiming for Dec 2013 completion.	2 schools and 1 hospital completed. Efforts in place to secure NZs commitment for implementation of phase 2.	Completed
Note: Public facilities								
Standard of utilities								
Asset management		Water storage and sanitation standards and requirement integrated into building code	Building code and water sanitation standards included and endorsed by 31 Dec 2012		Dept of EDNRE / Villages PACC+ Programme Water and Sanitation Strategy	Review yet to take place. The Legal team will work closely with the villages and the Depts of Energy, Transport and ENDRE to ensure that the Tokelau Building code will be reviewed, amended, endorsed and implemented by June 2015.	No Change	Tokelau Building Rules 2007 in place following review of Tokelau Building Code and provides for water and sanitation requirements.
		% Newly built homes and public buildings that comply with Building Code and water catchment standards	100% of new homes and public buildings by 2014. (Average of 2 new houses built per year per atoll)	Water catchment standards enforced only after drought October 2011.		Villages enacting water catchment standards	PACC + Phase I and III completed. Equipment to complete phase II ordered. Target project phase to be completed March 2014. Procurement of 20	No change – Activities under PACC + yet to be completed and Building Code yet to be reviewed.

**CONSOLIDATED SECTOR REPORT: 1 JANUARY – 30 JUNE 2014**

Results Measurement								
Sector	Outcomes	Indicators	Targets	Baseline Information	Methodology & Data Sources	Progress to 30 June 2013	Progress to 31 Dec 2013	Progress to 30 June 2014
							tanks to supplement families without adequate catchment needs.	
		Percentage of households with flush toilets.  Number of lagoon toilets	100% households have flush toilets and no sea toilets by 30 June 2015	No. sea toilets in 2011 Atafu – 12 Nukunonu – 5 Fakaofu – 1		Sea toilets has been on the decrease since the late 90s and as of 31 December 2012 the number of sea toilets stands at:  Atafu – 6 Nukunonu – 4 Fakaofu – 2  More than 95% of the households on each village have access to flush toilets.	Data pending	Provisional data: Atafu – 100% of households have flush toilets; NIL sea toilets Nukunonu – 98% of households have flush toilets; 3 sea toilets remain Fakaofu – 100% of households have flush toilets; 2 sea toilets remain
		Telecommunications mobile solution implemented	30 June 2015			Board has approved the proposal in principle. Funding for implementation is yet to be identified and confirmed.	No change from last update	Consultation visit from World Bank to Tokelau in June 2014 to review telecommunications, in areas of ownership, governance, operating model, technology option, investment



**CONSOLIDATED SECTOR REPORT: 1 JANUARY – 30 JUNE 2014**

Results Measurement								
Sector	Outcomes	Indicators	Targets	Baseline Information	Methodology & Data Sources	Progress to 30 June 2013	Progress to 31 Dec 2013	Progress to 30 June 2014
								requirements, funding strategies, training and support needs. Report of review yet to be received.
		Public buildings in villages and Apia maintained according to a multi-year Asset Management and Improvement Plan	2% of annual budget spent on scheduled maintenance annually		Annual Audited Accounts Dept of Finance Maintenance Plan	Repairs and Maintenance budgeted 2% of Annual Budget 2012/13FY  An asset maintenance plan is yet to be developed.	No change from last update	Asset Maintenance Plan expected to be finalised by the end of 2014.  Nukus undertake scheduled maintenance
Human Resource Development	Improving and coordinating human resource capacity and development, tailored to the needs of villages and departments	National HR Capacity and Development Plan developed and implemented.	30 June 2013			Yet to be developed. Deferred to 2013/14FY	Yet to be developed. Planned for 2014	HRCDP yet to be developed.  Consultations carried out on the three villages with the 3 Taupulega, 3 Fatupaepae, general workers, and public services on the HRCD plan.
Education		Improved numeracy and literacy in both Tokelauan and English at specific levels	All students at Years 4 and Year 6 have at least moderate (Level	Numeracy Levels 3 – 5 as at 2010 Literacy	Dept of Education	% of students with English achievement level at moderate or higher:	Tokelau Achievement and Progression Assessments	TAPA Results indicates: - 37% for Yr 4 Eng - 63% for Yr 4 Tok

**CONSOLIDATED SECTOR REPORT: 1 JANUARY – 30 JUNE 2014**

Results Measurement																																				
Sector	Outcomes	Indicators	Targets	Baseline Information	Methodology & Data Sources	Progress to 30 June 2013	Progress to 31 Dec 2013	Progress to 30 June 2014																												
			3) <sup>5</sup> literacy and numeracy levels by 30 June 2015	levels 3 – 5 as at 2010		<table border="1"> <tr> <td><b>Year 4</b></td> <td><b>2010</b></td> <td><b>2011</b></td> <td><b>2012</b></td> </tr> <tr> <td>Eng %</td> <td>13</td> <td>30</td> <td>54</td> </tr> <tr> <td>Tok %</td> <td>13</td> <td>37</td> <td>25</td> </tr> <tr> <td></td> <td></td> <td></td> <td></td> </tr> <tr> <td><b>Year 6</b></td> <td><b>2010</b></td> <td><b>2011</b></td> <td><b>2012</b></td> </tr> <tr> <td>Eng %</td> <td>40</td> <td>54</td> <td>41</td> </tr> <tr> <td>Tok %</td> <td>45</td> <td>80</td> <td>35</td> </tr> </table>	<b>Year 4</b>	<b>2010</b>	<b>2011</b>	<b>2012</b>	Eng %	13	30	54	Tok %	13	37	25					<b>Year 6</b>	<b>2010</b>	<b>2011</b>	<b>2012</b>	Eng %	40	54	41	Tok %	45	80	35	(TAPA) report to be released in Feb 2014. Data will be available then	- 47% for Yr6 Eng - 37% for Yr 6 Tok TAPA results for numeracy are: - 33% for Yr4 - 52.6 for Yr 6
<b>Year 4</b>	<b>2010</b>	<b>2011</b>	<b>2012</b>																																	
Eng %	13	30	54																																	
Tok %	13	37	25																																	
<b>Year 6</b>	<b>2010</b>	<b>2011</b>	<b>2012</b>																																	
Eng %	40	54	41																																	
Tok %	45	80	35																																	
	Improved quality of education at all levels through strengthened structures, systems and operations	Technical Vocational Education and Training focused Community-based training programmes implemented	2 programmes annually for each Nuku implemented by 30 June 2015?		Dept of Education	Programmes were planned and budgeted but not implemented for 2012.	In Atafu, on the job training programme set up for 4 local boys/men to be trained by qualified PACC+ tradesman on basic plumbing, spouting, installing first flush devices, concrete tank painting etc  Also in Atafu, a programme in	Vaka Restoration project has been deferred.  On-going programme with 3 students from Atafu currently being trained at a training college in Samoa. Atafu Taupulega also in the process of approving the policy for entering local training																												

<sup>5</sup> As per Tokelau Achievement and Progress Assessments (TAPA) level – 41 – 75% range

**CONSOLIDATED SECTOR REPORT: 1 JANUARY – 30 JUNE 2014**

Results Measurement								
Sector	Outcomes	Indicators	Targets	Baseline Information	Methodology & Data Sources	Progress to 30 June 2013	Progress to 31 Dec 2013	Progress to 30 June 2014
							place for Yr 12 students not at USP to be trained by a master carver	programmes.
Health	An accessible, effective and sustainable health service	Number of new cases of Type 2 diabetics on insulin	No new cases emerging at biennial screening	Number of Type 2 cases in 2010	Dept of Health	Updated figures not available but it is hoped that once HIS is established, hospital data can be accessed and provision of relevant health figures will be much easier.	No change from last update	Hospital data indicates increase
		Number of new cases of hypertension	Fewer than 5 new cases emerge at biennial screening in 2012 and 2014	Number of cases in 2010		No data available	No change from last update	Hospital data indicates need for urgent action
		Number of agreed WHO recommendations implemented by Taupulega / GF by June 2014	Alcohol and Tobacco recommendations implemented by 3 Taupulega by June 2014			No data available	No change from last update	Not achieved
	Tokelau Patient Referral Scheme is administered effectively and in line with policy	Reduction in TPRS cases referred to Apia	2% decrease in TPRS cases referred to Apia by June 2015	Cases referred to Apia by July 2012	Dept of Health	1 Jul – 31 Dec 2012: 36 cases; 1 Jan – 30 Jun 2013: 18 cases	There has been a reduction in the number of patients referral from previous year and this is reflected in the TPRS expenditure for	Achieved.

**CONSOLIDATED SECTOR REPORT: 1 JANUARY – 30 JUNE 2014**

Results Measurement								
Sector	Outcomes	Indicators	Targets	Baseline Information	Methodology & Data Sources	Progress to 30 June 2013	Progress to 31 Dec 2013	Progress to 30 June 2014
							this first half of the FY	
Good Governance	Promotion of governance principles in all decision making and management of Tokelau's peoples and resources	Monitoring and Evaluation unit, and reporting framework in place	July 2012		PMU	Achieved	Achieved	Achieved
		Public Expenditure and Financial Accountability (PEFA) completed	30 June 2014		GM/Dept of Finance/PMU	Planned to begin in 2013/14	Planned to begin in March 2014	Second part scheduled for late August
		Annual budget managed appropriately	Annually from 2012: clean audit, and balanced budget		Dept of Finance	Unqualified audit report 2010/11 FY. Audit Report 2011/12 FY may have minor qualification	Audit Reports for FY 2011, 2012 and 2013 yet to be completed.	No change