



Office of the Council for the
Ongoing Government of Tokelau
Tokelau National Statistics Office



Fakaofu atoll profile: 2016 Tokelau Census of Population and Dwellings





This work is licensed under the [Creative Commons Attribution 4.0 International Licence](https://creativecommons.org/licenses/by/4.0/). You are free to copy, distribute, and adapt the work, as long as you attribute the work to the Tokelau National Statistics Office and abide by the other licence terms.

Liability

While all care and diligence has been used in processing, analysing, and extracting data and information in this publication, the Tokelau National Statistics Office and Statistics NZ give no warranty it is error free and will not be liable for any loss or damage suffered by the use directly, or indirectly, of the information in this publication.

Acknowledgement

The Office of the Council for the Ongoing Government of Tokelau thanks Statistics NZ for their assistance with the 2016 Tokelau Census and publication of associated reports.

Citation

Tokelau National Statistics Office, & Statistics NZ (2017). *Fakaofu atoll profile: 2016 Tokelau Census of Population and Dwellings*. Available from www.tokelau.org.nz and www.stats.govt.nz.

ISBN 978-0-908350-93-3 (online)

Published in March 2017 by

Tokelau National Statistics Office
Apia, Samoa

Contact

Kele Lui, Tokelau National Statistician or
Jaap ('iapi') Jasperse, Statistics Advisor
Tokelau National Statistics Office
Phone: (+685) 208 22 / 20823
Email: tnso@tokelau.org.nz

Information about the data

Comparing information between censuses

The Tokelau population has a unique composition. A significant proportion of the population temporarily leaves the islands (eg for healthcare, education). In 2016, core demographic information for people who usually live in Tokelau but were away on census night was provided on their behalf by the head of the household. More detailed information was provided by each individual present on Tokelau on census day.

It should be noted that comparison of absentee numbers over the two censuses should be used cautiously when being used for analysis as the number of people absent from Tokelau at any one time can fluctuate substantially. Appropriate population measures were developed for the 2006 Tokelau Census of Population and Dwellings to ensure all usual residents were counted – including those who were not present in Tokelau on census night. The population determination methodology was repeated for 2016.

Users of Tokelau census data can be confident about comparing census data between the 2006, 2011, and 2016 Censuses. However, final population and dwelling count comparisons are not recommended before 2006. Inconsistencies in collection methodology and population count calculations mean data from censuses earlier than 2006 is not directly comparable with 2016 Census data.

Rounding procedures

Percentages are rounded to one decimal place.

Confidentiality

Statistics NZ and the Tokelau National Statistics Office have used confidentiality rules to process the data in this profile. This means that no individuals can be identified from the data.

For more information on confidentiality, please contact the Tokelau National Statistics Office.

Multiple response variables

Some variables in the 2016 Tokelau Census allowed respondents to indicate more than one response to a question (eg ethnicity, and where people have lived overseas). For these variables, counts and percentages will not add up to the totals reported in tables.

Source

Statistics NZ and the Tokelau National Statistics Office were the source of the information in this profile. All data is from the 2016 Tokelau Census of Population and Dwellings.

More detail

For more information about the population counts, see [appendix](#).

Contents

List of figures and tables	6
1 Introduction	7
2 Fakaofu population	8
One-third of Tokelau’s population live on Fakaofu	9
3 Absentees	11
Most residents away for schooling and education	11
4 Migration	14
Most residents born in Fakaofu.....	14
Most residents were on Fakaofu five years ago	14
Over half of Fakaofu residents had lived overseas for at least six months	15
5 Social profile.....	16
Only 7 percent of residents cannot speak Tokelauan.....	16
Almost one-quarter of residents can speak three or more languages.....	16
Tokelauan spoken most often	16
Most residents are full-Tokelauan	17
Over half of Fakaofu adults are married	17
Over half of Fakaofu adults smoke regularly	17
6 Quality of life.....	18
Most residents had high levels of life satisfaction.....	18
Most Fakaofu residents assessed their health as ‘good’	18
7 Education	20
Most 3- to 5-year-olds are in early childhood education	20
Years 10–11 most common year levels reached by adults at school	20
Over one-third of Fakaofu residents have no school qualification	20
8 Labour force	22
Most people employed as labourers, agriculture, and fisheries workers.....	22
Over 80 percent of adults in Fakaofu do unpaid work	23
9 Housing.....	25
Most households had three occupants.....	25
Almost half of Fakaofu households have ‘enough money’.....	26
Few Fakaofu households still have outdoor toilet and shower facilities	26
Most households own freezers and telephones	26
Over half of Fakaofu households have access to the internet	28

Further information	29
Appendix: Population count definitions	30
De jure usually resident population	30
Usually resident population present in Tokelau on census night	30

List of figures and tables

List of tables

1 The most common reasons for absence from Fakaofu	12
2 The most common reasons for absence from Tokelau.....	12
3 Most common languages Fakaofu residents can have an everyday conversation in..	16
4 Number of languages spoken by Fakaofu residents	16
5 Most common ethnic group combinations on Fakaofu	17
6 Self-assessed health ratings for Fakaofu and Tokelau residents	19
7 Most common types of unpaid work on Fakaofu	24
8 Comparison of income adequacy between Fakaofu and whole of Tokelau	26

List of figures

1 Fakaofu and Tokelau de jure usually resident population.....	9
2 Fakaofu age and sex distribution	10
3 Tokelau age and sex distribution	10
4 Fakaofu usually resident absentee population, by age and sex	11
5 Reason for absence from Fakaofu and Tokelau on census night.....	13
6 Place of birth for Fakaofu and Tokelau residents	14
7 Where Fakaofu and Tokelau residents lived five years ago	15
8 Life satisfaction for Fakaofu and Tokelau residents	18
9 Highest qualification for Fakaofu and Tokelau residents	21
10 Occupation groups for Fakaofu residents.....	23
11 Types of unpaid work done by Fakaofu residents	24
12 Number of occupants per dwelling for Fakaofu and Tokelau.....	25
13 Items owned by Fakaofu and Tokelau households	27
14 Type of internet access for Fakaofu and Tokelau.....	28

1. Introduction

Fakaofu is one of the three atolls in Tokelau. *Fakaofu atoll profile* is one of a series prepared by the Tokelau National Statistics Office and Statistics NZ for each of the atolls of Tokelau. This profile is based on the 2016 Tokelau Census of Population and Dwellings held on 18 October 2016.

The atoll profiles provides basic comparisons between an atoll and Tokelau as a whole but do not compare the atolls with one another.

If you would like to know more about a topic found in the profile, please refer to one of the more detailed census reports available from the [Tokelau National Statistics Office](#).

Information on the other Tokelau census reports is at the end of this profile under [Further information](#).

2. Fakaofu population

On 18 October 2016, Fakaofu had a population of 506 people. This was a 0.8 percent decrease from the 2011 Census when Fakaofu had a population of 510.

Fakaofu was home to 34.0 percent of Tokelau's total population.

Fakaofu's population, shown in figure 1, was made up of:

- 399 usual residents who were in Tokelau on census night
- 85 usual residents who were away from Tokelau on census night
- 22 Tokelau Public Service (TPS) employees and their immediate families who are currently based in Apia, Samoa, but whose home atoll is Fakaofu.

Within Fakaofu, 17.6 percent of the population were absent from Tokelau on census night. This was almost exactly the same as the total proportion absent across Tokelau (17.5 percent). These percentages do not include TPS employees and their immediate families based in Apia.

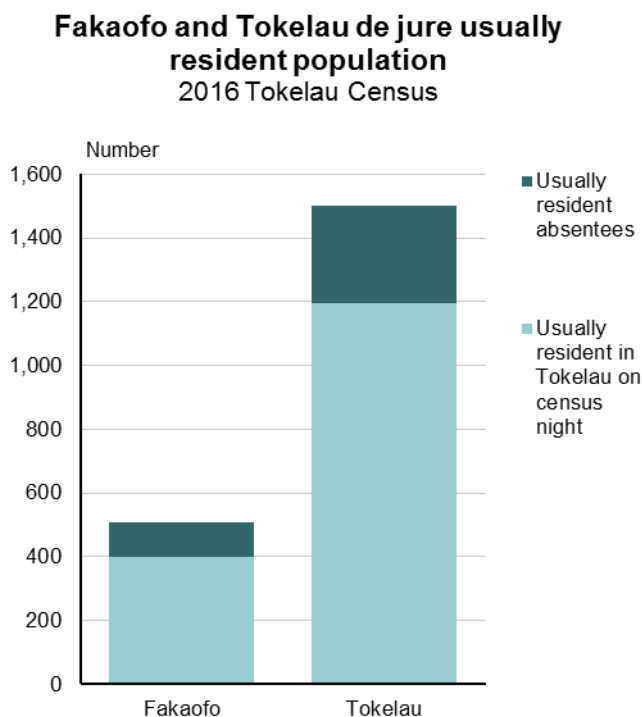
De jure usually resident population

Tokelau's de jure population includes people who usually live in Tokelau but were absent on census night. See the [appendix](#) for a detailed definition.

The de jure population for Tokelau in 2016 was 1,499. This includes the usually resident population present in Tokelau on census night (1,197 people) and the usually resident absentee sub-population (302 people).

This sub-population of absentees includes those who qualify as usual residents under specific immigration criteria. Tokelau's sub-population of absentees is made up of 48 TPS employees and their immediate families counted in Apia, Samoa, and 254 other international absentees.

Figure 1



Source: 2016 Tokelau Census of Population and Dwellings

One-third of Tokelau’s population live on Fakaofu

On census night, 399 usual residents of Fakaofu were present in Tokelau. This was an 11.1 percent decrease from 2011, when 449 usual residents were in Tokelau on census night.

In Tokelau, 1,197 people on census night qualified as usual residents under the [specified criteria](#) (excluding overseas visitors).

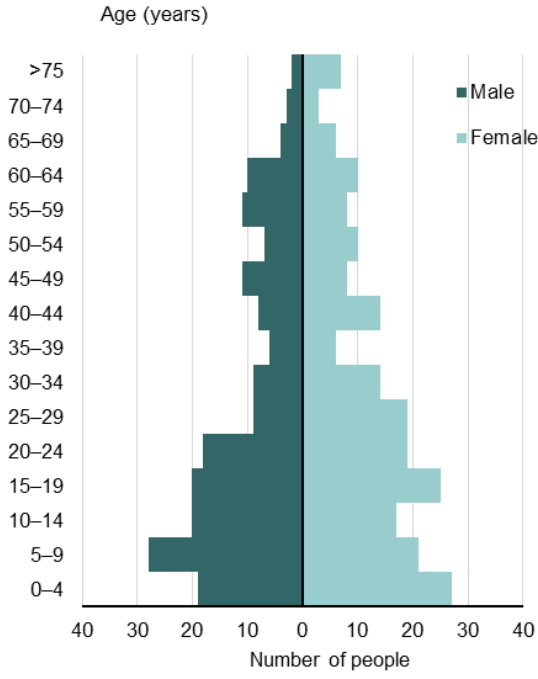
Age and sex distribution

Figure 2 shows the age and sex characteristics of Fakaofu’s population. The figure shows the following details.

- Fakaofu has a very youthful population – 33.1 percent of its population were under 15 years of age and 60.7 percent were under 30 years.
- Only 11.3 percent of the population were aged 60 years or older; only 3.8 percent were 70 years or older.
- The numbers of males and females in each age group were relatively similar. The main differences were in the 0–4 and 25–29 age groups which both had a greater number of females.

Figure 2

Fakaofu age and sex distribution⁽¹⁾
2016 Tokelau Census

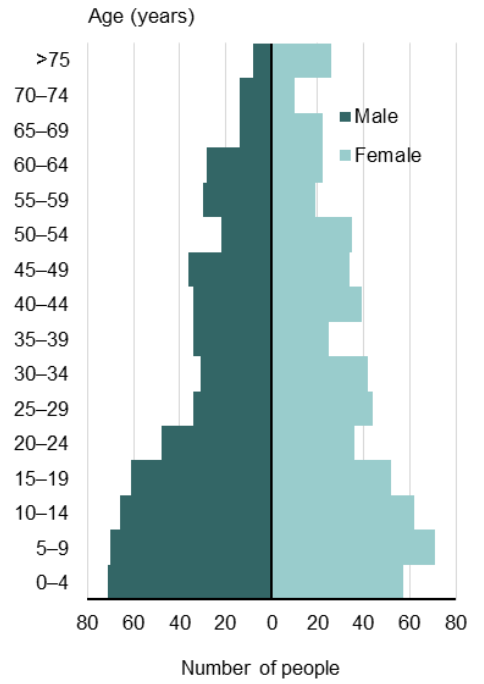


1. For usually resident population present in Fakaofu on census night.

Source: 2016 Tokelau Census of Population and Dwellings

Figure 3

Tokelau age and sex distribution⁽¹⁾
2016 Tokelau Census



1. For usually resident population present in Tokelau on census night (excludes Samoa).

Source: 2016 Tokelau Census of Population and Dwellings

3. Absentees

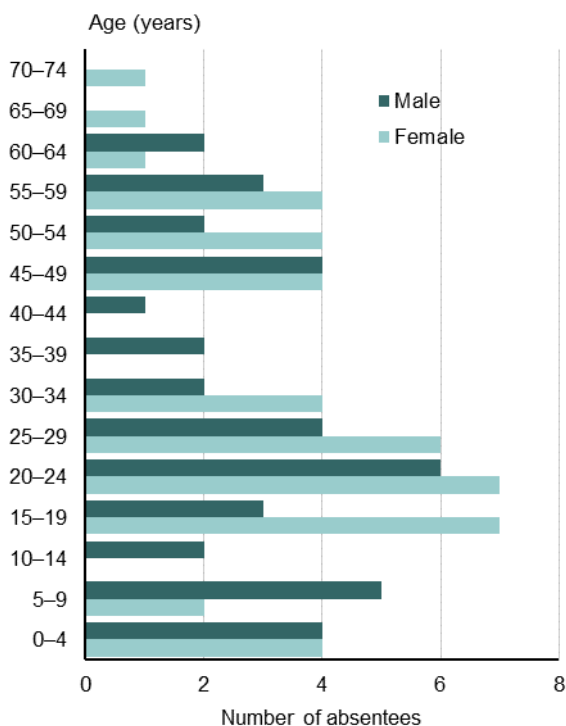
Fakaofu had a total of 85 absentees on census night (this excludes the TPS employees and their immediate families in Samoa). This was more than double the number of absentees (41) from 2011.

Of Fakaofu’s absentees, 50 were under 30 years and only five were 60 years or older. The most absentees (13) were in the 20–24 age group.

Slightly more female (45) than male (40) Fakaofu residents were absent from Tokelau on census night.

Figure 4

Fakaofu usually resident absentee population⁽¹⁾
By age and sex
2016 Tokelau Census



1. Usual residents absent from Fakaofu on census night.

Source: 2016 Tokelau Census of Population and Dwellings

Most residents away for schooling and education

The most common reason Fakaofu residents were absent from Tokelau was schooling and education. Table 1 shows the two most common reasons for absence.

Table 1

The most common reasons for absence from Fakaofu

Reason for absence	Percent of Fakaofu's population
Schooling and education	35.3
Medical referral	15.3

27 people were absent from Fakaofu for a reason other than schooling and education, and medical referral. The most common 'other' reasons were supporting family members on medical referrals, supporting family on study leave, and other family commitments overseas.

The most common reasons for absence from Tokelau are shown in table 2.

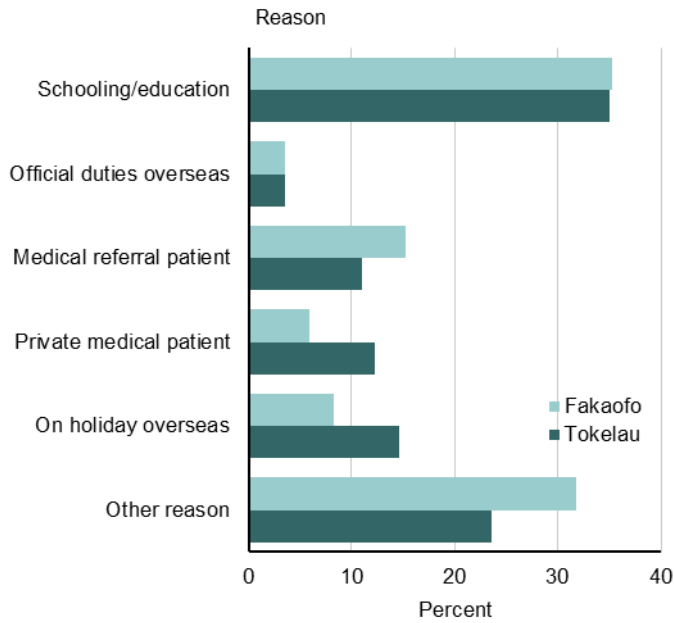
Table 2

The most common reasons for absence from Tokelau

Reason for absence	Percent of Tokelau's population
Schooling and education	35.0
On holiday overseas	14.6

Figure 5

Reason for absence from Fakaofu and Tokelau on census night⁽¹⁾
2016 Tokelau Census



1. Usually resident population absent from Tokelau on census night.

Source: 2016 Tokelau Census of Population and Dwellings

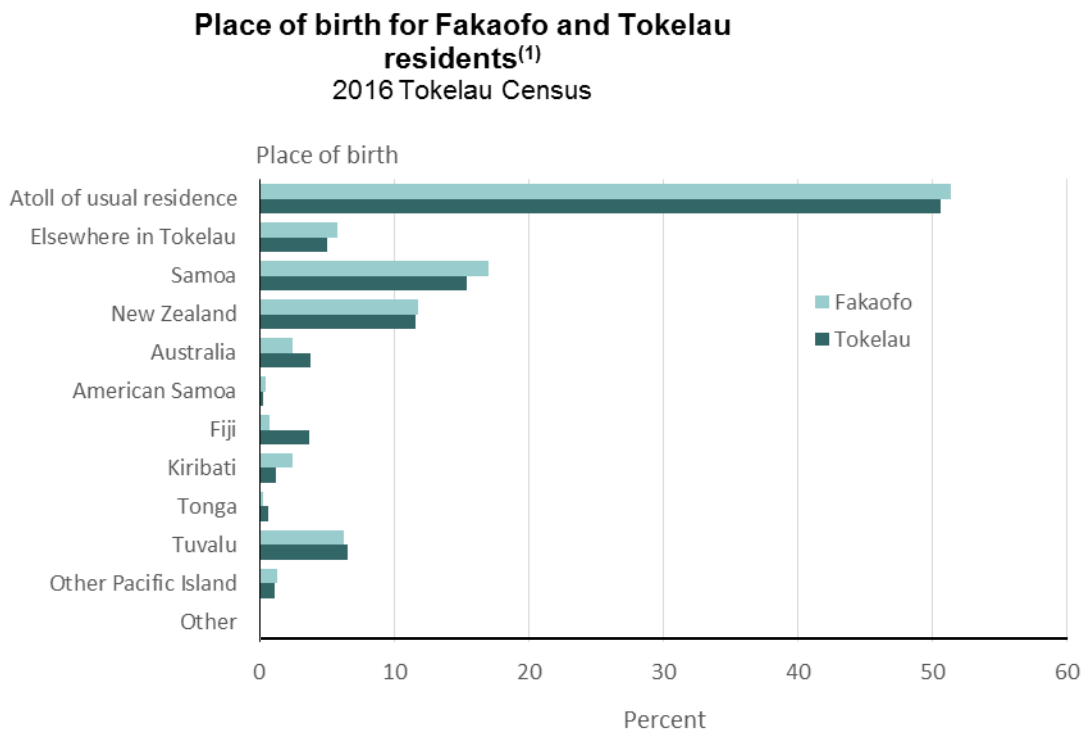
4. Migration

Most residents born in Fakaofu

Of Fakaofu's usual residents, 51.4 percent were born in Fakaofu, and 5.8 percent were born elsewhere in Tokelau. The other most common places residents were born in were Samoa (17.0 percent) and New Zealand (11.8 percent).

Fakaofu had a greater proportion of residents born in Samoa compared with the whole of Tokelau (15.3 percent).

Figure 6



1. For usually resident population present in Tokelau on census night.

Note: Percentages that are less than 1 percent do not show on the graph.

Source: 2016 Tokelau Census of Population and Dwellings.

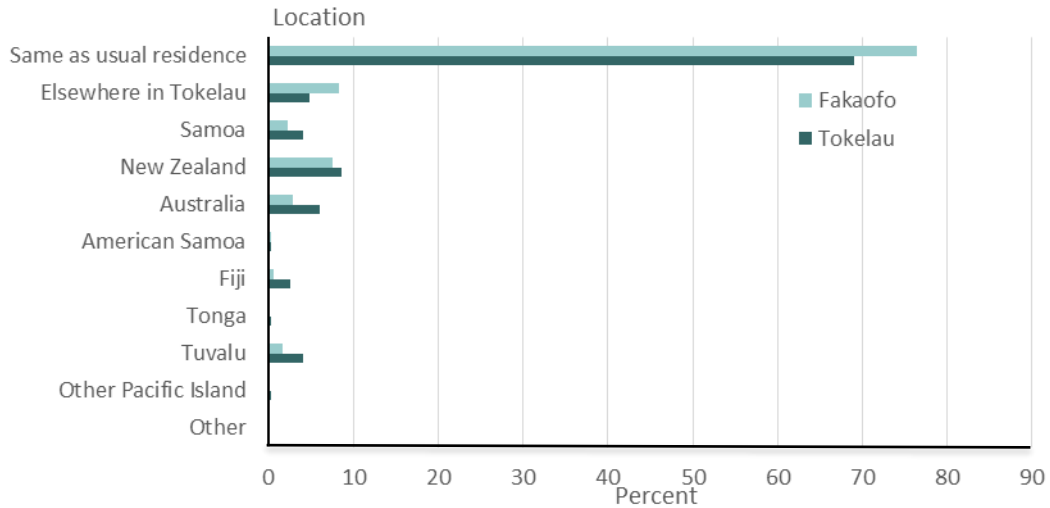
Most residents were on Fakaofu five years ago

Only a few Fakaofu residents were not living in Tokelau five years ago. 75.4 percent of residents who were on Fakaofu five years ago. This was greater than the proportion of people from the whole of Tokelau who stated they were on their atoll of usual residence (67.6 percent) five years ago. A further 8.2 percent of residents reported being elsewhere in Tokelau.

Of Fakaofu residents not on Fakaofu five years ago, most of them were in New Zealand (7.4 percent).

Figure 7

Where Fakaofu and Tokelau residents⁽¹⁾ lived five years ago
2016 Tokelau Census



1. For usually resident population present in Tokelau on census night.
Note: Percentages that are less than 1 percent do not show on the graph.
Source: 2016 Tokelau Census of Population and Dwellings.

Over half of Fakaofu residents had lived overseas for at least six months

Of Fakaofu's residents who were at least five years old, 53.2 percent had lived somewhere overseas for at least six months. The proportion of Fakaofu residents who had lived overseas is slightly lower than the proportion for the whole of Tokelau (59.2 percent).

The greatest number of residents had lived in New Zealand (125 people). Other common places residents had lived were Samoa (47 people), another Pacific island (45 people), and Australia (37 people).

5. Social profile

Only 7 percent of residents cannot speak Tokelauan

On Fakaofu, 92.7 percent of residents could have an everyday conversation in Tokelauan. The proportion of Fakaofu residents that can speak Tokelauan is higher than the proportion of the total Tokelauan population (88.8 percent).

The proportion of Fakaofu residents who reported that they can have an everyday conversation in English decreased almost 20 percent in the last five years, from 65.0 to 47.6 percent.

The most common languages people said they could speak is shown in table 3.

Table 3

Most common languages residents can have an everyday conversation in

Language spoken	Number of people	Percent of Fakaofu's population
Tokelauan	370	92.7
English	190	47.6
Samoan	105	26.3
Tuvaluan	43	10.8

There were 15 people from Fakaofu who were too young to talk.

Almost one-quarter of residents can speak three or more languages

Most people in Fakaofu (52.4 percent) can speak two or more languages.

The greatest number of languages spoken by any Fakaofu resident was five.

Table 4

Number of languages spoken by Fakaofu residents

Number of languages spoken	Number of people	Percent of Fakaofu's population
1	175	43.9
2	113	28.3
3 or more	96	24.1

Tokelauan spoken most often

85.7 percent of Fakaofu residents said that they spoke Tokelauan most of the time.

14.3 percent of Fakaofu residents did not speak Tokelauan most often. English was the second most often spoken language (5.5 percent of residents).

Most residents are full-Tokelauan

The majority of Fakaofu residents reported their ethnicity as being full-Tokelauan, and 14.0 percent identified as part-Tokelauan. Table 5 shows the percentages for the most common ethnic group combinations for Fakaofu residents.

Table 5

Most common ethnic group combinations on Fakaofu

Ethnic group combination	Percent of Fakaofu's population
Tokelauan	67.4
Part-Tokelauan/Samoan	9.5
Tuvaluan	7.8
Samoan	5.5

Over half of Fakaofu adults are married

On census night, 55.7 percent of adults on Fakaofu 15 years or older were married. The rate in Fakaofu is similar to the marital rate for all of Tokelau (58.2 percent). The proportion of Fakaofu residents who had never been married was 38.3 percent.

Over half of Fakaofu adults smoke regularly

On Fakaofu, 51.9 percent of adults 15 years or older said they smoked regularly, an increase from the 2011 Census (43.1 percent).

Of those who did not smoke, 20.5 percent reported they had previously been a regular smoker.

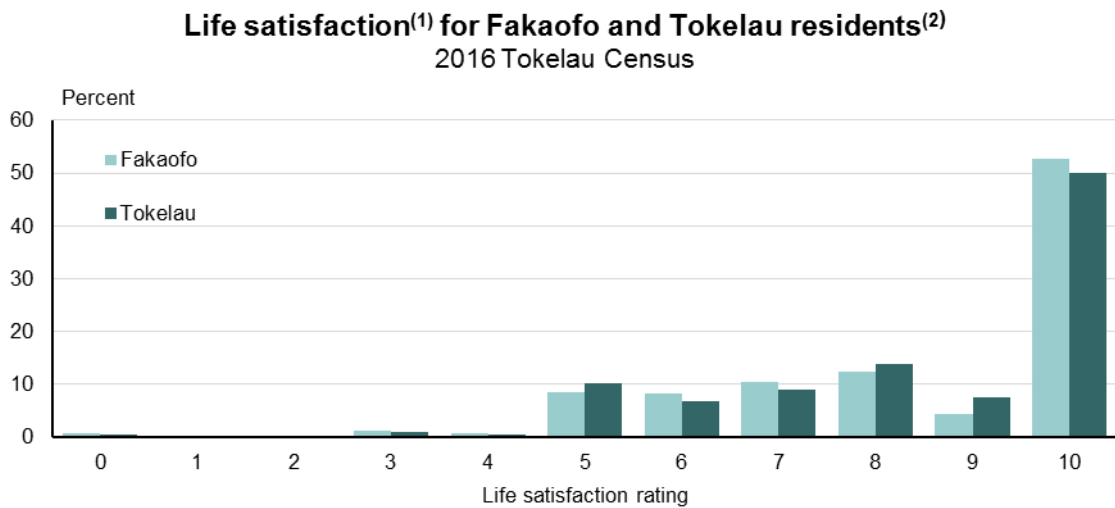
6. Quality of life

Most residents had high levels of life satisfaction

Residents, 15 years and over, were asked to report their level of life satisfaction on a rating scale, with 0 being completely dissatisfied with their life and 10 being completely satisfied with their life. In Fakaofu, 69.7 percent of residents rated their life satisfaction as 8 or higher, which is slightly lower than the percentage for the whole of Tokelau (71.3 percent). Only 3.0 percent of Fakaofu residents gave a rating of 4 or lower which is comparable with the Tokelau population (2.5 percent).

The most common response for Fakaofu was 10. Figure 8 provides the full breakdown of residents' life satisfaction ratings for Fakaofu and Tokelau.

Figure 8



1. The rating scale goes from 0–10, where 0 is 'completely dissatisfied' and 10 is 'completely satisfied'.

2. For usually resident population present in Tokelau on census night.

Source: 2016 Tokelau Census of Population and Dwellings

Most Fakaofu residents assessed their health as 'good'

Adults 15 years or older were asked to rate their own health on a five-point scale from poor to excellent. Table 6 shows the proportion of responses for each category.

Table 6

Self-assessed health ratings for Fakaofu and Tokelau residents

Self-assessed health	Percent of Fakaofu's population	Percent of Tokelau's population
Poor	0.7	1.6
Fair	22.8	20.3
Good	43.1	41.3
Very good	18.0	20.4
Excellent	15.4	16.5

7. Education

Most 3- to 5-year-olds are in early childhood education

For the first time, information on early childhood education was collected in the census. Of those Fakaofu residents who were aged between three and five years old, 85.2 percent were attending early childhood education at the time of the census.

Years 10–11 most common year levels reached by adults at school

Adults 15 years and over were asked what year level they reached at secondary school. 39.7 percent of Fakaofu residents had reached years 10-11.

36.0 percent of Fakaofu residents reached year 12-foundation level, which are the highest year levels that could be reached at school. The proportion of residents who reached year 12-foundation is slightly lower than for the whole of Tokelau (42.2 percent).

On Fakaofu, 7.5 percent of residents said they only reached up to year 6. The proportion in Fakaofu who only reached year 6 was higher than the percentage for all of Tokelau, at 5.7 percent.

Over one-third of Fakaofu residents have no school qualification

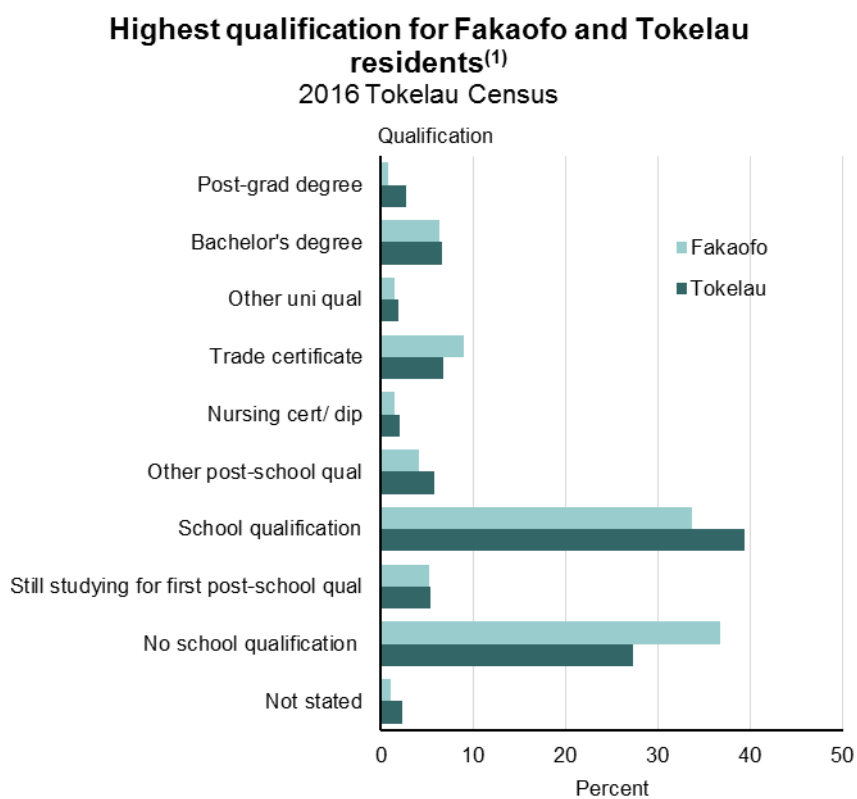
When looking at people's highest qualifications, the most common response for Fakaofu residents was no school qualification (36.7 percent). This was greater than the proportion of the whole of Tokelau (27.3 percent).

On Fakaofu, 33.7 percent of adults stated their highest qualification was a school qualification. 8.6 percent had gained a university qualification (bachelor's degree, post-graduate degree, or other university qualification).

There were 5.2 percent of residents who were still studying for their first post-school qualification.

It is important to note that several people were absent from Fakaofu to gain further education. This is evident from schooling/education being the most common reason for people's absence on census night.

Figure 9



1. For usually resident population present in Tokelau on census night.

Source: 2016 Tokelau Census of Population and Dwellings

8. Labour force

On census night, there were 152 adults (57.5 percent) from Fakaofu, 15 years or older, who were in paid work. This compares with 59.8 percent of adults in all of Tokelau.

Most people employed as labourers, agriculture, and fisheries workers

On Fakaofu, 44.1 percent of people who work for pay are employed as labourers, agriculture and fisheries workers. This group includes people working as:

- village workers
- foremen
- machine operators
- drivers
- cleaners/porters.

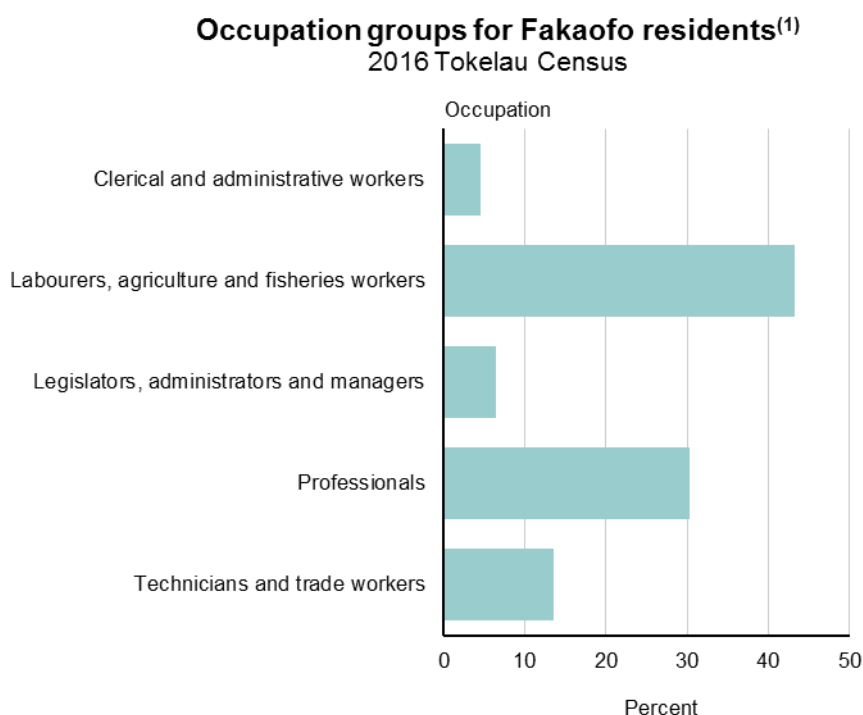
The second most common occupation group was professionals (30.9 percent). The proportion of professionals in Fakaofu was slightly lower than in Tokelau as a whole (32.8 percent).

Professionals include people working as:

- doctors, dentists, dental nurses, or nurses
- teachers
- police officers
- finance officers, education officers, or environment officers.

Slightly more technicians were in Fakaofu (13.2 percent) than in all of Tokelau (12.8 percent).

Figure 10



1. For the employed usually resident population present in Fakaofu on census night, aged 15 years and over. 'Employed' means they are in paid employment.

Over 80 percent of adults in Fakaofu do unpaid work

Unpaid work is a major part of Tokelau's culture. In Fakaofu, 83.7 percent of residents indicated they were involved in some kind of unpaid work. This is higher than the percentage for all of Tokelau (79.2 percent).

Fakaofu men and women do different types of unpaid work.

- Women are more likely to care for children, whether they are their own children or someone else's.
- Women are more likely to be involved in village weaving, cleaning, and making cloth, garments, mats, or handicrafts.
- Men are more likely to be involved in building or repairing boats and village fishing.

Similar numbers of men and women are involved with helping family or other relatives.

Various types of unpaid work are done in Tokelau. Table 7 shows the most common types of unpaid work on Fakaofu.

Table 7

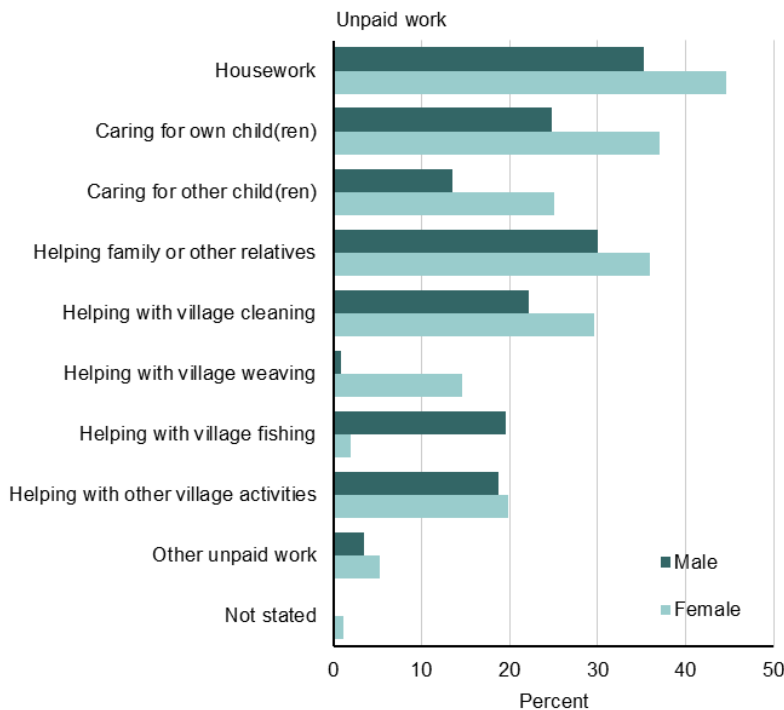
Most common types of unpaid work on Fakaofu

Type of unpaid work	Number of people	Percent of Fakaofu's population
Housework	213	80.7
Helping family or other relatives	176	66.7
Caring for own children	165	62.5

For most of the various types of unpaid work that were asked about, Fakaofu had a higher proportion of residents who did them compared to the whole of Tokelau. Only two types of unpaid work (village weaving and village fishing) were more common in the whole of Tokelau than in Fakaofu.

Figure 11

Types of unpaid work done by Fakaofu residents⁽¹⁾
By sex
2016 Tokelau Census



1. For the usually resident population present in Fakaofu on census night, aged 15 years and over, who carried out unpaid work in the seven days before census day

Source: 2016 Tokelau Census of Population and Dwellings

9. Housing

Most households had three occupants

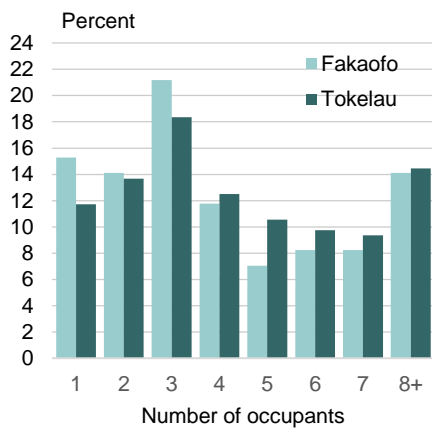
On census night, the most common number of people living in a household was three (21.2 percent of households). The average (mean) number of occupants was 4.6, this is similar to the overall Tokelau average of 4.7 occupants per household on Census day.

On Fakaofu:

- 49.4 percent of households had four or more occupants, slightly lower than the whole of Tokelau (56.9 percent)
- 14.1 percent of households had eight or more occupants, compared with 14.5 percent of all households in Tokelau
- the greatest number of occupants in a household was 20.

Figure 12

Number of occupants per dwelling for Fakaofu and Tokelau⁽¹⁾
2016 Tokelau Census



1. For private occupied dwellings.

Source: 2016 Tokelau Census of Population and Dwellings

Almost half of Fakaofu households had 'enough money'

Households were asked how their income met their everyday needs. The most common response on Fakaofu was that they had 'enough money' (45.9 percent). A further 4.7 percent of households said they had 'more than enough' money.

Table 8

Comparison of income adequacy between Fakaofu and the whole of Tokelau

Income adequacy	Percent of Fakaofu's population	Percent of Tokelau's population
Not enough money	11.8	22.4
Only just enough money	37.6	39.0
Enough money	45.9	32.3
More than enough money	4.7	6.3

Few Fakaofu households had outdoor toilet and shower facilities

Over one-fifth of Fakaofu households (22.4 percent) reported that their main toilet facility was outside the dwelling. This was similar to the proportion for the whole of Tokelau (21.6 percent).

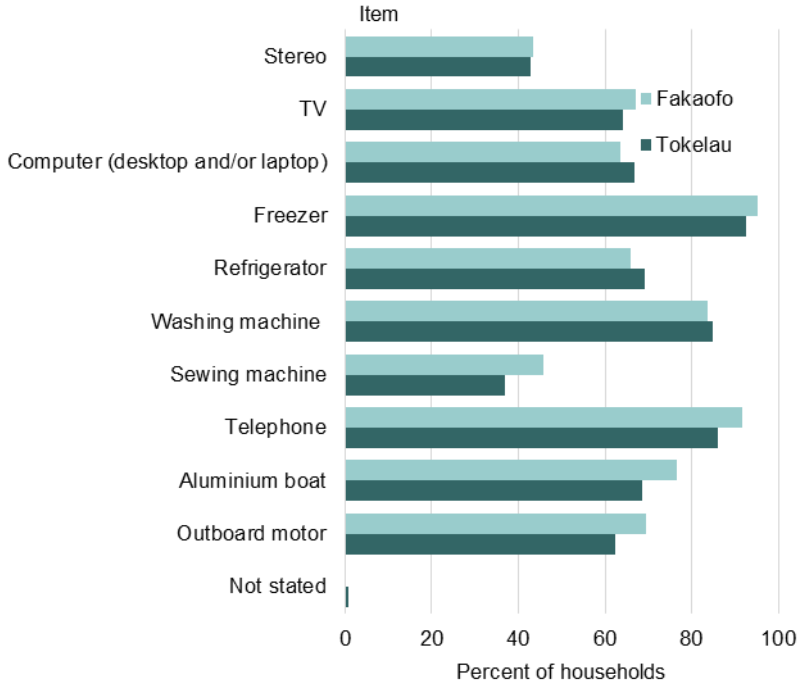
On Fakaofu, 49.4 percent of households had their main shower facility outside the dwelling. This was slightly higher than 47.1 percent of all dwellings in Tokelau.

Most households own freezers and telephones

The most common items owned by Fakaofu households were freezers (95.3 percent) and telephones (91.8 percent). These ownership rates were higher than the whole of Tokelau, where 92.6 percent owned freezers and 86.0 percent owned telephones.

Figure 13

Items owned by Fakaofu and Tokelau households⁽¹⁾
 2016 Tokelau Census



1. For private occupied dwellings

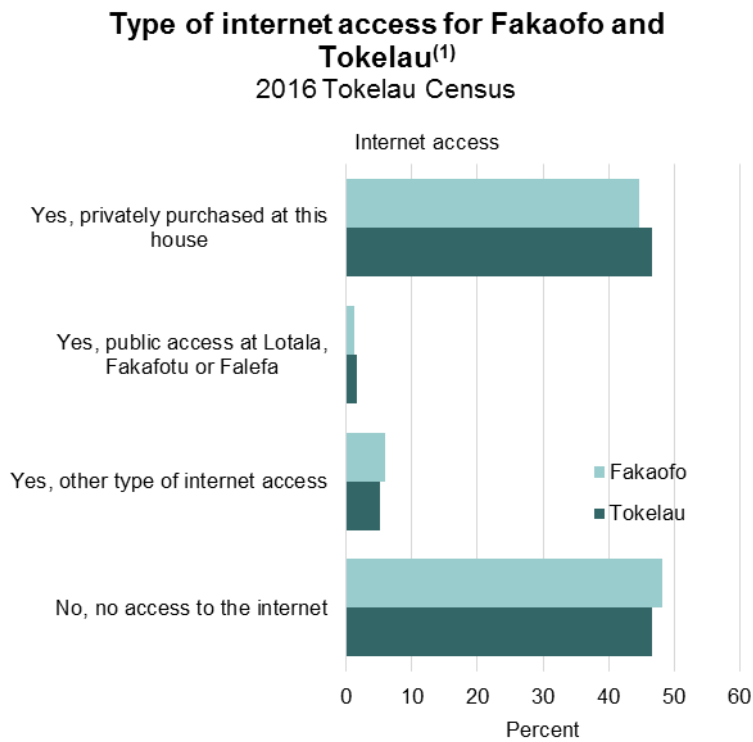
Source: 2016 Tokelau Census of Population and Dwellings

Over half of Fakaofu households had access to the internet

On Fakaofu, 51.8 percent of households had access to the internet in some form. This was similar to the rate for all of Tokelau (53.1 percent). Internet access includes internet purchased privately, public access, or some other kind of access (eg through a neighbour's router).

Fakaofu actually saw a decline in internet access between 2011 and 2016, with 57.6 percent of households having access to the internet in 2011.

Figure 14



1. For private occupied dwellings

Source: 2016 Tokelau Census of Population and Dwellings

Further information

For more information about the 2016 Tokelau Census of Population and Dwellings, see the following documents, which are available as PDFs from www.tokelau.org.nz or TokelauNSO.tk:

- [2013 Population Count – Final Count](#) (available under heading 'Latest releases')
- [Usual Residence Criteria](#) (available under heading 'Counting the population')
- [Final population counts: 2016 Tokelau Census](#)
- [2016 Tokelau Census of Population and Dwellings.](#)

Or contact:

Kele Lui, Tokelau National Statistician or
Jaap ("iapi") Jasperse, Statistics Adviser
Tokelau National Statistics Office
Phone: (+685) 208 22 / 20823
Email: tso@tokelau.org.nz

Appendix: Population count definitions

De jure usually resident population

This population count includes the usually resident population present in Tokelau on census night plus usual residents who are temporarily overseas at the time of the census. Those temporarily overseas include Tokelauan employees of the Tokelau Public Service based in Apia and their immediate families and usual residents who are temporarily overseas.

Usually resident population present in Tokelau on census night

The usually resident population present in Tokelau on census night is a count of all people who usually live in Tokelau on census night.

This count excludes visitors from overseas and excludes residents who are temporarily overseas on census night. Residents who are in Tokelau and were away from their usual address (ie another atoll) on census night are counted as part of the population of the atoll where they usually live.

While the other population counts provide national and atoll population counts, the usually resident population present in Tokelau on census night will be of most use to analysts and policymakers as it provides the widest range of information. The full set of census information was collected for these respondents, as they were present on census night.

Other population counts contain only limited information provided on behalf of absentees.

Data in chapters 4 to 8 in this report use the usually resident population present in Tokelau as the base for analysis.